Laxmi Lada Group
Est. 1978

LADA
POWER SAVER PUMPS

Experience
the Excellence



Catalogue

www.laxmipumps.com

Experience the Excellence



Laxmi Drucken Komponents Pvt. Ltd., Solapur

LADA, THE MOST ASPIRED SUBMERSIBLE PUMP BRAND

Established in 1978, Laxmi Pumps has been producing a range of water pumps with great quality and excellent service. A name that shines in the market of pumps is LADA Power Saver Pumps. LADA is the brand under which our products are manufactured and marketed. As of today, Laxmi Pumps Pvt. Ltd. manufactures LADA Submersible Pumps exclusively due to which our pumps are also popularly known as Laxmi Lada Pumps.

Laxmi Pumps Private Limited is an ISO 9001:2015 company and has received an overwhelming appreciation across the nation for its premium quality pumps. The pumps are manufactured with unparalleled technology and efficient workforce due to which the company has earned the reputation of being the producers of the most reliable and energy efficient pumps.

Our team of industry experts and efficient engineers never hesitate to go the extra mile to create something new, offer 100% satisfactory products to the customers and take this business to new heights. We have always worked hard to deliver the products of the highest quality and novelty and we are glad to continue this tradition endlessly.

We focus on delivering energy efficient pumps that will have optimum performance and less power bill. With a veteran research and development team, we always look forward to presenting something ground-breaking all the time. We focus on making our product more user-friendly, which can undergo customization easily to cater your unique requirement. The company has established the highest standards to ensure the quality of the products, which have become the benchmark in the industry.

As a part of novelty, we have created a team of people that are responsible for the research and development of the products. The implementation of modern technologies like CAD software and flow simulation software further gives us an advantage. Along with that, we have seamlessly integrated IT infrastructure with ERP to ensure the streamlining of the manufacturing processes. The implementation of the cutting-edge management techniques like 5'S', Kanban, Kaizen etc. augments the production quality and makes us deliver products which are customer-centric.

As a leading submersible manufacturer, we believe an excellent quality product deserves a marketing strategy of the same mettle. With the help of our well-defined strategies, we have been successful in creating a strong presence in Maharashtra, Karnataka, Telangana, Kerala, and Andhra Pradesh. We have established a nexus of 500 dealers in Maharashtra alone which has made us one of the most sought-after brands.



Laxmi Pumps Pvt. Ltd., Kolhapur



Our Idol

Karmaveer Bhaurao Patil
(22nd September 1887 - 9th May 1959)

An educator, a social worker and a scholar, Karmveer Bhaurao Patil has been the inspiration of our company. Born in Kumboj, Kolhapur, Karmveer Bhaurao Patil has inspired millions of lives in Maharashtra. He was the chief founder of the Rayat Education Society called 'Rayat Shikshan Sanstha' that has given the light of hope to millions of students who were deprived of education. The Rayat Shikshan Sanstha works on the principle of 'Earn and Learn'. Karmveer Bhaurao Patil was loved and respected by people of Maharashtra who gave him a sobriquet – 'Karmveer' roughly meaning 'King of actions'. In 1959, Government of India recognized his relentless work for the common people and rewarded him with 'Padma Bhushan' (one of the most prestigious civilian awards in India).

Belonging to the same family as his and living up to the same culture, we are looking forward to carry the legendary work of this eminent personality with same passion and integrity. We always try to follow the path shown by him to make lives better for our customers by delivering Power Saver Pumps.

As Karmveer Bhaurao Patil says – "If you sleep in the morning, you will feel better but then your dream will sleep too." Following his thought, we have been incessantly working towards innovation in the industry which would take us to newer heights of achievement and bring more convenience to our customers

Board of Directors



Rajiv Jaykumar Patil

Chairman & Managing Director: Laxmi Pumps Pvt. Ltd., Kolhapur

Mr. Rajiv Patil founded Laxmi Pumps Pvt. Ltd. in 1991 at Kolhapur which is renowned for manufacturing one of the most energy efficient pumps under the brand LADA. He is the 3rd generation of the Laxmi Lada Group based in Kolhapur and Solapur.

Mr. Rajiv Patil has done Bachelors in Electrical Engineering from SDM College of Engineering & Technology.



Soham Rajiv Patil

Executive Director: Laxmi Pumps Pvt. Ltd., Kolhapur

Mr. Soham Patil is the 4th generation of the Laxmi Lada Group. Mr. Soham Patil has completed Bachelors in Industrial & Production Engineering from Manipal Institute of Technology, Manipal and Masters in Business Administration from Xavier's Institute of Management, Bhubaneswar.



Mr. Rajiv Patil

FROM M.D.'S DESK

With the expertise we have, we are able to produce efficient pumps that will not only have excellent performance but also reduce the energy consumption.

ETHICS AND VALUES

We strongly believe that a successful company runs on great ethics and values. We have always tried to follow the ethics and fulfill our promises to the customers, employees, dealers, distributors, and suppliers. We value the associations we have with every entity and individual and we never compromise on it. Our adherence to our ethics and values strengthens our patron's trust in us and we are proud to say that we will soon be the largest submersible pump manufacturer in India.

PEOPLE

When a team works in harmony and has a great rapport, then the success is inbound. At Lada Pumps, we are a close-knit team and always strive to maintain a healthy environment for the employees. We believe that our employees are the strong pillars of our success and deserve the best. Along with the employees, we have always tried to keep great relations with our suppliers. We make sure that they get necessary delivery and the payments on time. We have a deeply-rooted relation with dealers, suppliers and distributors and this bond strengthens the complete product life cycle from manufacturing to after-sales. That is why we always make sure that they get timely delivery of spare parts and of other services if needed. The expertise and experience of our people are the most valuable assets for us and we encourage them to be the best in their work.

LADA®
POWER SAVER PUMPS



MISSION

We design, manufacture & service energy efficient water pumps that provide lowest life cycle cost for agricultural, domestic, industrial & solar applications through expert team, customized solutions & firm commitment to high quality assurance while focusing on the growth of all the stakeholders.



VISION

Embracing a culture of excellence & integrity, Laxmi Pumps Pvt. Ltd. aspires to set new global benchmarks in water pumping solutions by providing the most energy efficient, high quality & reliable pumps that exceed customer expectations through relentless innovation & continuous improvement that maximize value for all the stakeholders & propel sustainable growth.



VALUES

Quality
Customer Focus
Service matters

WHY LADA?

For years, Lada has produced the pumps of excellent quality making it one of the most popular and trusted brands in the market. The unparalleled technology and highly reliable and energy efficient pumps have made Lada the most preferred brand. Let us see why people choose Lada. With our zeal for innovation, we strive to bring revolutionary changes in the products, which will offer optimum convenience to the customers.

- Less power consumption and less electricity bill.
- Works efficiently at low voltage.
- Long life with hassle free operation.
- Wide range of products for wide range of applications.
- Complete in-house manufacturing.
- Material of superior quality standards used in manufacturing.
- Prompt & quick after sale service.
- Expertise in water pumps technology since 1978.

Energy Efficient Pumps

With the expertise we have, we are able to produce efficient pumps that will not only have excellent performance but also reduce the energy consumption.

A Trusted Name

Lada Pumps has been recognized as one of the leading submersible pump manufacturers in the country. A brand that you can trust completely, a brand that offers you an association for a lifetime.

Durable

A pump can only be durable if it is built with high-quality materials and supreme craftsmanship. Lada pumps are manufactured with the cutting-edge technology to last long. More importantly, the pumps can endure fluctuations in voltage and work under low voltage, which proves to be a great advantage for the customers using it in remote corners of India where most of the other pumps fail to deliver.

Power Saver Pump

If you are looking for products that consume less energy, then your search ends here. Being a company, which vehemently believes in creating energy conservation, we always work to create energy-efficient products so that there will be less power bill for the end-users. If we reduce the working cost of the pumps, it will eventually benefit our customers.

Complete In-house Manufacturing

Unlike most of the other submersible pump manufacturers, we believe that the product which is manufactured under one roof have high quality standards and are easy to cater to the customization requirements of the customer due to availability of efficient machinery, manpower and more importantly due to continuous stringent monitoring of pump quality and performance.

Customizable

We believe in flexibility and we know there are different design needs in different geographic areas. The innovative team in Lada Pumps enables tailoring of the products to the exclusive needs of our customers; this feature offers more flexibility and convenience to the end users.

Punctual Service

People who have gone for Lada pumps have always applauded the prompt and timely service they received. Our team has always tried to deliver the pumps of excellent quality at a pre-determined time.

Variety

You will get a number of options in pumps. There are different models available in different sizes offering a huge variety for you every time. Your unique requirement will be successfully handled at Lada Pumps.

QUALITY POLICY

Laxmi Pumps Pvt. Ltd. maintains a stringent quality policy in accordance with ISO 9001 standards across all stages of submersible pump operations, including design, marketing, manufacturing and servicing. Our commitment to quality assurance is underscored by continuous improvement practices through active involvement of employees and a customer-centric approach to ensure customer satisfaction and exceed expectations.

QUALITY OBJECTIVES

1. Ensure adherence to industry standards and regulations in all aspects of design, manufacturing, and servicing.
2. Continuously improve product quality & reliability through research, development, and innovation.
3. Reduce defects and rework by implementing robust quality control measures throughout the production process.
4. Enhance customer satisfaction by promptly addressing feedback, resolving issues, and exceeding expectations.
5. Optimize operational efficiency and resource utilization to deliver high-quality products and services cost-effectively.
6. Foster a culture of quality and accountability among employees through training, empowerment, & recognition.
7. Establish & maintain effective communication channels with suppliers, partners, & customers to ensure alignment with quality objectives & expectations.

CERTIFICATIONS



ZERTIFIKAT ◆ CERTIFICATE ◆ 認証書 ◆ СЕРТИФИКАТ ◆ CERTIFICADO ◆ CERTIFICAT

TÜV SÜD South Asia

CERTIFICATE

The Certification Body
of TÜV SÜD South Asia Private Limited
certifies that

Laxmi Pumps Pvt. Ltd.
A-10, MIDC Gokul Shirgaon, Kolhapur – 416 234, India

has implemented Quality Management System
in accordance with **ISO 9001:2015**
for the scope of

Design, Manufacturing, Marketing & After Sales Service of Submersible Pumps.

The certificate is valid from **2024-09-14** until **2027-09-13**
Subject to successful completion of annual periodic audits
The present status of this certificate can be obtained through TUV SUD website by scanning below QR code and by entering the certificate number (without spaces) on web page. Further clarifications regarding the status & scope of this certificate may be obtained by consulting the certification body at info.in@tuvsud.com

Certificate Registration No. **99 100 18952**
Date of Initial certification: **2018-09-14**
Issue Date: **2024-08-24** Rev. **00**

Rahul Kale
Head of Certification Body
of TÜV SÜD South Asia Private Limited,
Mumbai
Member of TÜV SÜD Group

TÜV SÜD South Asia Pvt. Ltd. ● TÜV SÜD House ● Saki Naka ● Andheri (East) ● Mumbai – 400072 ● Maharashtra ● India

INDEX

V4 SLIM SERIES SUBMERSIBLE PUMP	9
V4 Slim - R2 Series (Single Phase)	11
V4 RADIAL FLOW & MIX FLOW SUBMERSIBLE PUMP	12
V4 - PS Series (Single Phase) (Radial Flow)	14
V4 - MR Series (Single Phase) (Radial Flow)	16
V4 - PSM Series (Mix Flow)	17
V4 - CI Bowl (Mix Flow)	18
96 MM V4 OIL FILLED SUBMERSIBLE PUMP	19
V4 OR In 96 MM Oil Filled	21
V4 OR-T In 96 MM Oil Filled	21
V4 X V4, V5 X V4 SS SUBMERSIBLE PUMP	22
V4 SR Series SS Models 4x4, V5 SR Series SS Models 5x4	24
V5 RADIAL FLOW SUBMERSIBLE PUMP	25
V5 R Series	27
V5 X V4 DOUBLE STAGE SUBMERSIBLE PUMP	28
V5 DS Series	30
V4 & V6 AC SOLAR PUMP	31
V4 DR In 96 MM Solar Series (Radial Flow)	33
V4 DM In 96 MM Solar Series (Radial Flow)	34
V4, V6 & V8 HORIZONTAL PUMP (HSP)	35-37
V6 Radial Flow (30',40' & 50') & V6 Mix Flow Series SUBMERSIBLE PUMP	38
V6 PS/BR Series (30ft per stg.) (Radial Flow)	40
V6 PS/BR Series (40ft per stg.) (Radial Flow)	41
V6 PS/D Series (50ft per stg.) (Radial Flow)	44
V6 PSM/BM Series (30ft per stg.) (Radial Flow)	48
V8 MIX FLOW SERIES SUBMERSIBLE PUMP	51
V8 BM Series	53
CABLE SELECTION CHART	54
CAPACITOR SELECTION CHART	55
Openwell/Monoblock & Centrifugal Pumps	56
Openwell Submersible Pump	57
Monoblock Centrifugal Pumps	62
Sewage Submersible Pumpset	66
Vertical Openwell Submersible Pump	68
Tractor Pumps (with Italian technology)	70
Non-clog Pumps	72
Jeevan Domestic Pumps	74
Pressure Booster Pump	77
CABLE SELECTION CHART	79
CONVERSION	80
GALLERY	81
NOTES	83

POWER SAVER PUMPS

V4 SLIM SUBMERSIBLE PUMP



LADA
POWER SAVER PUMPS

V4 SLIM SUBMERSIBLE PUMP

Power Rating- 0.5 HP To 2.5 HP (Single Phase)
Head Range- 10 Meters to 200 Meters
Discharge Range- 60 LPM to 25 LPM
Working Voltage- Single Phase – 160 To 240 Volts
Motor Diameter- 82 mm
Rotor- Copper

Material of Construction -

Pump		Motor	
Impeller	Noryl	Stator	CRNO Stamping
Bowl / Diffuser	Noryl	Winding	Polyster Coated EC grade Copper
Bearing Bush	Nitrile Rubber	Bearing Bush	Carbon / LTB 4
Pump Shaft	SS 410	Motor Shaft	SS 410
Coupling	SS 410	Rotor	Copper
Pump Design	Jacket Type	Stator Tube	SS 304
		Thrust Pad Assly	3 Seg. Tilted

Salient Features

- Most popular model in Hyderabad & Kerala area.
- Motor OD is 82 mm.
- 2.5 HP 50 stg is our flagship product delivering 25 LPM at 700 feet.
- Copper Rotor Design.
- Generally used for 100 mm Taper Bores.
- Jacket Type Pump Design.
- SS 304 used for Pump Jacket.
- Light Weight & Compact.

Performance Conditions

- All performance data is based on the measured values of 50 Hz motor with constant speed 2880 rpm at Standard Voltage conditions. Performance will change on low voltages.
- All measurements are carried out with gas-free water of temperature of 20°C.
- The highlighted part of the performance table is best efficiency zone which can minimize electricity consumption & increase the life for submersible pump set.
- Only for clear cold & fresh water.

Applications


Residential


Apartment


Commercial


Multistorey Buildings

LADA
POWER SAVER PUMPS

RADIAL FLOW SERIES

STANDARD PRODUCT LIST V4 - Slim Series (Single Phase)													
V4 Slim R2 Series						DISCHARGE IN LPM							
Sr	Model 1Ø	H.P	Stage	K.W.	D.O.	25	30	35	40	45	50	55	60
1	E10 R2 0.5	0.5	10	0.37	1"	40	37	35	30	25	20	15	10
2	E15 R2 0.7	0.75	15	0.55	1"	60	56	52	45	37	30	22	15
3	E20 R2 1.0	1	20	0.75	1"	80	75	70	60	50	40	30	20
4	E25 R2 1.25	1.25	25	0.93	1"	100	94	87	75	62	50	37	25
5	E30 R2 1.5	1.5	30	1.1	1"	120	113	105	90	75	60	45	30
6	E40 R2 2.0	2.0	40	1.5	1"	160	150	140	120	100	80	60	40
7	E50 R2 2.5	2.5	50	1.83	1"	200	188	175	150	125	100	75	50

POWER SAVER PUMPS

V4 RADIAL FLOW & MIX FLOW SUBMERSIBLE PUMP



LADA
POWER SAVER PUMPS

V4 RADIAL FLOW & MIX FLOW SUBMERSIBLE PUMP

Power Rating- 0.5 HP To 5.0 HP (Single Phase)
1.0 HP To 7.5 HP (Three Phase)
Head Range- 9 Meters To 350 Meters.
Discharge Range- 520 To 15 LPM
Working Voltage- Single Phase – 160 To 240 Volts, 50 Hz.
Three Phase - 240 To 440 Volts, 50 Hz.
Motor Diameter- 96 mm
Rotor- Copper: 3 HP to 5 HP (Single Phase)
3 HP to 7.5 HP (Three Phase)
Aluminum: 0.5 HP to 2.5 HP (Single Phase)
1.0 HP to 2.5 HP (Three Phase)

Material of Construction -

Pump		Motor	
Impeller	Noryl	Stator	CRNO Stamping
Bowl / Diffuser	Noryl with SS Ring SS 202 / SS Jacket	Winding	Polyster Coated EC grade Copper
Bearing Bush	Nitrile Rubber	Bearing Bush	Carbon / LTB 4
Shaft	SS 410	Shaft	SS 410 / SS 431
Spline Coupling	SS 431	Rotor	Copper / Aluminum
Pump Design	Tiffin Type / Jacket type for mix flow	Stator Tube	SS 202 / SS 304
		Thrust Pad Assly	3 Seg / 4 Seg Premium

Salient Features

- Available in Copper Rotor and Aluminum rotor design.
- Tiffin Box type Pump Design for Radial Flow Pumps.
- Mix Flow Pumps available in SS304 Jacket & CI Bowl.
- Most Energy efficient pumps in the market.
- Shutoff head of 8 meters per stage in PS1 & PS3 series.

Performance Conditions

- All performance data is based on the measured values of 50 Hz motor with constant speed 2880 rpm at Standard Voltage conditions. Performance will change on low voltages.
- All measurements are carried out with gas-free water of temperature of 20°C.
- The highlighted part of the performance table is best efficiency zone which can minimize electricity consumption & increase the life for submersible pump set.
- Only for clear cold & fresh water.

Applications


Residential


Apartment


Commercial


Multistorey Buildings


Agriculture & Irrigation schemes.

STANDARD PRODUCT LIST V4 - PS Series (Single Phase & Three Phase)

V4 PS1/PS1-T Series							DISCHARGE IN LPM							
Sr	Model 1Ø	Model 3Ø	H.P	Stage	K.W.	D.O.	15	20	25	35	40	50	55	65
8	A06 PS1 0.75 *	NA	0.75	6	0.55	1"	42	39	33	30	27	21	18	15
9	A08 PS1 1.00 *	NA	1.00	8	0.75	1"	56	52	44	40	36	28	24	20
10	ISI A10 PS1 1.00 *	NA	1.00	10	0.75	1"	70	65	55	50	45	35	30	25
11	ISI A12 PS1 1.00 *	A12 PS1-T 1.00 *	1.00	12	0.75	1"	84	78	66	60	54	42	36	30
12	A14 PS1 1.50 *	A14 PS1-T 1.50 *	1.5	14	1.1	1"	98	91	77	70	63	49	42	35
13	ISI A16 PS1 1.50 *	A16 PS1-T 1.50 *	1.5	16	1.1	1"	112	104	88	80	72	56	48	40
14	ISI A18 PS1 1.50 *	A18 PS1-T 1.50 *	1.5	18	1.1	1"	126	117	99	90	81	63	54	45
15	A20 PS1 2.00 *	A20 PS1-T 2.00 *	2.00	20	1.5	1"	140	130	110	100	90	70	60	50
16	A22 PS1 2.00 *	NA	2.00	22	1.5	1"	154	143	121	110	99	77	66	55
17	ISI A24 PS1 2.00 *	A24 PS1-T 2.00 *	2.00	24	1.5	1.5"	168	156	132	120	108	84	72	60
18	A26 PS1 2.50 *	A26 PS1-T 2.00 *	2.5	26	1.83	1.5"	182	169	143	130	117	91	78	65
19	A28 PS1 3.00 *	A28 PS1-T 3.00	3.00	28	2.2	1.5"	196	182	154	140	126	98	84	70
20	A30 PS1 3.00 *	ISI A30 PS1-T 3.00	3.00	30	2.2	1.5"	210	195	165	150	135	105	90	75
21	A32 PS1 3.00	A32 PS1 -T3.00	3.00	32	2.2	1.5"	224	208	176	160	144	112	96	80
22	A34 PS1 3.00	A34 PS1-T 3.00	3.00	34	2.2	1.5"	238	221	187	170	153	119	102	85
23	A36 PS1 3.00	A36 PS1-T 3.00	3.00	36	2.2	1.5"	252	234	198	180	162	126	108	90
24	A40 PS1 3.00	A40 PS1-T 3.00	3.00	40	2.2	1.5"	280	260	220	200	180	140	120	100
25	A50 PS1 5.00	A50 PS1-T 5.00	5.00	50	3.7	1.5"	350	325	275	250	225	175	150	125
V4 PS2/PS2-T Series							DISCHARGE IN LPM							
Sr	Model 1Ø	Model 3Ø	H.P	Stage	K.W.	D.O.	10	15	20	30	35	45	50	60
26	A08 PS2 0.5 *	NA	0.5	8	0.37	1"	56	52	44	40	36	28	24	20
27	A10 PS2 0.75 *	NA	0.75	10	0.55	1"	70	65	55	50	45	35	30	25
28	A12 PS2 0.85 *	NA	0.85	12	0.63	1"	84	78	66	60	54	42	36	30
29	A14 PS2 1.00 *	A14 PS2-T 1.00 *	1.0	14	0.75	1"	98	91	77	70	63	49	42	35
30	A16 PS2 1.00 *	A16 PS2-T 1.00 *	1.0	16	0.75	1"	112	104	88	80	72	56	48	40
31	A20 PS2 1.50 *	A20 PS2-T 1.50 *	1.5	20	1.1	1"	140	130	110	100	90	70	60	50
32	A24 PS2 1.50 *	A24 PS2-T 1.50 *	1.5	24	1.1	1.5"	168	156	132	120	108	84	72	60
33	A26 PS2 2.00 *	NA	2.0	26	1.5	1.5"	182	169	143	130	117	91	78	65
34	A30 PS2 2.50 *	NA	2.5	30	1.83	1.5"	210	195	165	150	135	105	90	75
V4 PS3/PS3-T Series							DISCHARGE IN LPM							
Sr	Model 1Ø	Model 3Ø	H.P	Stage	K.W.	D.O.	40	45	50	60	65	70	80	85
35	A08 PS3 1.0 *	A08 PS3-T 1.00 *	1.0	8	0.75	1.5"	56	52	44	40	36	28	24	20
36	A12 PS3 1.5 *	A12 PS3-T 1.50 *	1.5	12	1.1	1.5"	84	78	66	60	54	42	36	30
37	A14 PS3 2.0 *	A14 PS3-T 2.00 *	2.0	14	1.5	1.5"	98	91	77	70	63	49	42	35
38	A16 PS3 2.0 *	A16 PS3-T 2.00 *	2.0	16	1.5	1.5"	112	104	88	80	72	56	48	40
39	A20 PS3 3.0	A20 PS3-T 3.00	3.0	20	2.2	1.5"	140	130	110	100	90	70	60	50
40	A24 PS3 3.0	A24 PS3-T 3.00	3.0	24	2.2	1.5"	168	156	132	120	108	84	72	60
41	NA	A28 PS3-T 4.00	4.0	28	3	1.5"	196	182	154	140	126	98	84	70
42	NA	A32 PS3-T 4.00	4.0	32	3	1.5"	224	208	176	160	144	112	96	80
43	A36 PS3 5.0	A36 PS3-T 5.00	5.0	36	3.7	1.5"	252	234	180	180	162	126	108	90
44	A40 PS3 5.0	A40 PS3-T 5.00	5.0	40	3.7	1.5"	280	260	200	200	180	140	120	100
45	NA	A44 PS3-T 6.00	6.0	44	4.5	1.5"	308	286	242	220	198	154	132	110
46	NA	A48 PS3-T 6.00	6.0	48	4.5	1.5"	336	312	264	240	216	168	144	120

* Symbol indicate Aluminum Rotor | ISI Symbol indicates ISI approved

LADA
POWER SAVER PUMPS

RADIAL FLOW SERIES

STANDARD PRODUCT LIST V4 - PS Series (Single Phase & Three Phase)

V4 PS4 / PS4-T Series							DISCHARGE IN LPM							
Sr	Model 1Ø	Model 3Ø	H.P	Stage	K.W.	D.O.	30	40	50	60	70	80	85	90
47	A15 PS4 1.50 *	A15 PS4-T 1.50 *	1.5	15	1.1	1.5"	82.5	75	67.5	60	52.5	45	37.5	30
48	A19 PS4 2.00 *	A19 PS4-T 2.00 *	2.0	19	1.5	1.5"	105	95	85.5	76	66.5	57	47.5	38
49	A20 PS4 2.00 *	A20 PS4-T 2.00 *	2.0	20	1.5	1.5"	110	100	90	80	70	60	50	40
50	NA	A22 PS4-T 3.00	3.0	25	2.2	1.5"	138	125	113	100	87.5	75	62.5	50
51	A25 PS4 3.00	ISI A25 PS4-T 3.00	3.0	30	2.2	1.5"	165	150	135	120	105	90	75	60
52	NA	A27 PS4-T 3.00	3.0	27	2.2	1.5"	149	135	122	108	94	81	67	54
53	A30 PS4 3.00	ISI A30 PS4-T 3.00	3.0	30	2.2	1.5"	165	150	135	120	105	90	75	60
54	NA	A35 PS4-T 4.00	4.0	35	3	1.5"	193	175	158	140	123	105	87	70
55	A40 PS4 5.00	ISI A40 PS4-T 5.00	5.0	40	3.7	1.5"	220	200	180	160	140	120	100	80
56	A45 PS4 5.00	ISI A45 PS4-T 5.00	5.0	45	3.7	1.5"	248	225	203	180	158	135	113	90
57	A50 PS4 5.00	A50 PS4-T 5.00	5.0	50	3.7	1.5"	275	250	225	200	175	150	125	100
V4 PS5 / PS5-T Series							**DISCHARGE IN LPM**							
Sr	**Model 1Ø**	**Model 3Ø**	**H.P**	**Stage**	**K.W.**	**D.O.**	**50**	**60**	**80**	**90**	**110**	**120**	**130**	**140**
58	A10 PS5 1.5 *	A10 PS5-T 1.50 *	1.5	10	1.1	1.5"	55	50	45	40	35	30	25	20
59	A12 PS5 2.0 *	A12 PS5-T 2.00 *	2.0	12	1.5	1.5"	66	60	54	48	42	36	30	24
60	A19 PS5 3.0	ISI A19 PS5-T 3.00	3.0	19	2.2	1.5"	105	95	85.5	76	66.5	57	47.5	38
61	NA	A25 PS5-T 4.00	4.0	25	3	1.5"	138	125	113	100	87.5	75	62.5	50
62	A30 PS5 5.0	ISI A30 PS5-T 5.00	5.0	30	3.7	1.5"	165	150	135	120	105	90	75	60
63	NA	A36 PS5-T 6.00	6.0	36	4.5	1.5"	192	180	162	144	126	108	90	72
64	NA	A40 PS5-T 6.00	6.0	40	4.5	1.5"	220	200	180	160	140	120	100	80
65	NA	A45 PS5-T 7.50	7.5	45	5.5	1.5"	248	225	203	180	158	135	113	90
V4 PS7 / PS7-T Series							**DISCHARGE IN LPM**							
Sr	**Model 1Ø**	**Model 3Ø**	**H.P**	**Stage**	**K.W.**	**D.O.**	**60**	**80**	**100**	**120**	**130**	**140**	**150**	**170**
66	A05 PS7 1.00 *	A05 PS7-T 1.00 *	1.0	5	0.75	1.5"	30	27	25	22	20	17	15	12
67	A07 PS7 1.50 *	A07 PS7-T 1.50 *	1.5	7	1.1	1.5"	42	38	35	31	28	24	21	17
68	A10 PS7 2.00 *	A10 PS7-T 2.00 *	2.0	10	1.5	1.5"	60	55	50	45	40	35	30	25
69	A12 PS7 3.00	A12 PS7-T 3.00	3.0	12	2.2	1.5"	72	66	60	54	48	42	36	30
70	A15 PS7 3.00	ISI A15 PS7-T 3.00	3.0	15	2.2	1.5"	90	82	75	67.5	60	52	45	37
71	NA	A19 PS7-T 4.00	4.0	19	3	1.5"	114	104	95	85	76	66	57	47
72	NA	A22 PS7-T 5.00	5.0	22	3.7	1.5"	132	121	110	99	88	77	66	55
73	A25 PS7 5.00	ISI A25 PS7-T 5.00	5.0	25	3.7	1.5"	150	138	125	112.5	100	87	75	62
74	NA	A30 PS7-T 6.00	6.0	30	4.5	1.5"	180	165	150	135	120	105	90	75
75	NA	A32 PS7-T 6.00	6.0	32	4.5	1.5"	192	176	160	144	128	112	96	80
76	NA	A38 PS7-T 7.50	7.5	38	5.5	1.5"	228	209	190	171	152	133	114	95
77	NA	A40 PS7-T 7.50	7.5	40	5.5	1.5"	240	220	200	180	160	140	120	100

* Symbol indicate Aluminum Rotor | ISI Symbol indicates ISI approved

RADIAL FLOW SERIES

STANDARD PRODUCT LIST V4 - MR Series (Single Phase)

V4 MR1 Series						DISCHARGE IN LPM							
Sr	Model 1Ø	H.P	Stage	K.W.	D.O.	15	20	25	35	40	50	55	65
78	A08 MR1 0.5	0.5	8	0.37	1"	56	52	44	40	36	28	24	20
79	A10 MR1 0.75	0.75	10	0.55	1"	70	65	55	50	45	35	30	25
80	A12 MR1 0.85	0.85	12	0.63	1"	84	78	66	60	54	42	36	30
81	A14 MR1 1.0	1.00	14	0.75	1"	98	91	77	70	63	49	42	35
82	A17 MR1 1.25	1.25	17	0.93	1.25"	119	111	93.5	85	76.5	59.5	51	42.5
83	A20 MR1 1.50	1.50	20	1.1	1.25"	140	130	110	100	90	70	60	50
84	A24 MR1 2.00	2.00	24	1.5	1.5"	168	156	132	120	108	84	72	60
85	A26 MR1 2.00	2.00	26	1.5	1.5"	182	169	143	130	117	91	78	65
86	A30 MR1 2.50	2.50	30	1.83	1.5"	210	195	165	150	135	105	90	75

LADA
POWER SAVER PUMPS

MIX FLOW SERIES

STANDARD PRODUCT LIST V4 PSM Series (Single Phase & Three Phase)

V4 PSM12 / PSM12-T SERIES							DISCHARGE IN LPM							
Sr	Model 1Ø	Model 3Ø	H.P	Stage	K.W.	D.O.	60	80	130	160	180	190	210	230
87	A08 PSM12 2.0 *	NA	2.0	8	1.5	2"	48	44	40	36	32	28	24	20
88	A10 PSM12 3.0	A10 PSM12-T 3.0	3.0	10	2.2	2"	60	55	50	45	40	35	30	25
89	A12 PSM12 3.0	A12 PSM12-T 3.0	3.0	12	2.2	2"	72	66	60	54	48	42	36	30
90	A18 PSM12 5.0	A18 PSM12-T 5.0	5.0	18	3.7	2"	108	99	90	81	72	63	54	45
91	A20 PSM12 5.0	A20 PSM12-T 5.0	5.0	20	3.7	2"	120	110	100	90	80	70	60	50
92	NA	A24 PSM12-T 6.0	6.0	24	4.5	2"	144	132	120	108	96	84	72	60
93	NA	A30 PSM12-T 7.5	7.5	30	5.5	2"	180	165	150	135	120	105	90	75
V4 PSM18 / PSM18-T SERIES							**DISCHARGE IN LPM**							
Sr	Model 1Ø	Model 3Ø	H.P	Stage	K.W.	D.O.	110	150	180	230	270	330	360	420
94	A06 PSM18 2.0 *	A08 PSM18-T 3.0	2.0	6	1.5	2"	27	25	24	21	18	15	12	9
95	A08 PSM18 3.0	NA	3.0	8	2.2	2"	36	34	32	28	24	20	16	12
96	A14 PSM18 5.0	A14 PSM18-T 5.0	5.0	14	3.7	2"	63	59	56	49	42	35	28	21
97	NA	A17 PSM18-T 6.0	6.0	17	4.5	2"	76	72	68	59	51	42	34	25
98	NA	A20 PSM18-T 7.5	7.5	20	5.5	2"	90	85	80	70	60	50	40	30

V4 Mix Flow CI Bowl

V4 Mix Flow CI Bowl (SINGLE PHASE & THREE PHASE)														
V4 Motor Max OD 96 mm 1 Ph 220 Volts / 3 Ph 415 Volts							Pump S.S. Impeller & C.I Bowl							
PSMC18/PSMC18-T Copper Rotor							DISCHARGE IN LPM							
Sr	Model 1Ø	Model 3Ø	H.P	Stage	K.W.	D.O.	70	150	200	230	300	380	450	520
99	A06 PSMC18 2.00	A06 PSMC18-T 2.00	2	6	1.5	2.5"	33	30	27	24	21	18	15	12
100	A08 PSMC18 3.00	A08 PSMC18-T 3.00	3	5	2.2	2.5"	44	40	36	32	28	24	20	16
101	A12 PSMC18 5.00	A12 PSMC18-T 5.00	5	12	3.7	2.5"	66	60	54	48	42	36	30	24
102	A14 PSMC18 5.00	A14 PSMC18-T 5.00	5	14	3.7	2.5"	77	70	63	56	49	42	35	28

LADA
POWER SAVER PUMPS

V4 OIL FILLED SUBMERSIBLE PUMP



LADA
POWER SAVER PUMPS

V4 OIL FILLED SUBMERSIBLE PUMP

Product Range- 1.0 H.P. To 2.0 H.P. (V4 Single Phase)
1.0 H.P. To 3.0 H.P. (V4 Three Phase)

Head Range- 12 Meters To 240 Meters
Discharge Range- 170 LPM To 15 LPM 170 To 15 LPM
Working Voltage- 160 To 240 Volts (Single Phase)
240 To 440 Volts (Three Phase)

Material of Construction -

Pump		Motor	
Impeller	Noryl GFN3	Stator	CRNO Stamping
Bowl / Diffuser	Noryl GFN3	Winding	Enamle Coating Oil fiiled
Bearing Bush	Nitrile Rubber	Ball Bearing	Double Z Type SKF
Pump Shaft	SS 410	Motor Shaft	SS 431, Nema Std.
Coupling	SS 410 Nema Std.	Rotor	Aluminum
Pump Design	Tiffin Type	Stator Tube	SS 202 / SS 304

Salient Features

- Can operate vertically and horizontally.
- Ideal for places with issues in supply voltage.
- Motor Diameter: 96 mm.
- Available in single phase and three phase.
- Strong and rugged motor construction for durability.
- Available in both single phase & three phase.

Performance Conditions

- All performance data is based on the measured values of 50 Hz motor with constant speed 2880 rpm at Standard Voltage conditions. Performance will change on low voltages.
- All measurements are carried out with gas-free water of temperature of 20°C.
- The highlighted part of the performance table is best efficiency zone which can minimize electricity consumption & increase the life for submersible pumpset.
- Only for cleare cold & fresh water.
- Can operate vertically or horizontally.

Applications


Residential


Apartment


Commercial


Multistorey Buildings


Agriculture & Irrigation schemes.

STANDARD PRODUCT LIST V4 OIL FILLED (Single Phase & Three Phase)

V4 Motor Max OD 96 mm 1 Ph 220 Volts, 50Hz / 3 Ph 415 Volts, 50 Hz

Pump with Noryl Diffuser & Impellers

V4 OR1/OR1-T Series

Sr	Model 1Ø	Model 3Ø	H.P	Stage	K.W.	D.O.	DISCHARGE IN LPM							
							15	20	25	35	40	50	55	65
103	NA	A08 OR1-T 1.0 *	1	8	0.75	1"	56	52	44	40	36	28	24	20
104	A10 OR1 1.0 *	A10 OR1-T 1.0 *	1	10	0.75	1"	70	65	55	50	45	35	30	25
105	A12 OR1 1.0 *	A12 OR1-T 1.0 *	1	12	0.75	1"	84	78	66	60	54	42	36	30
106	A18 OR1 1.5 *	A18 OR1-T 1.5 *	1.5	18	1.1	1"	126	117	99	90	.81	63	54	45
107	A24 OR1 2.0 *	A24 OR1-T 2.0 *	2	24	1.5	1.5"	168	156	132	120	108	84	72	60
108	NA	A30 OR1-T 3.0 *	3	30	2.2	1.5"	210	195	165	150	135	105	90	75
109	NA	A32 OR1-T 3.0 *	3	32	2.2	1.5"	224	208	176	160	144	112	96	80
110	NA	A34 OR1-T 3.0 *	3	34	2.2	1.5"	238	221	187	170	153	119	102	85

V4 OR2 /OR2-T Series

Sr	Model 1Ø	Model 3Ø	H.P	Stage	K.W.	D.O.	DISCHARGE IN LPM							
							10	15	20	30	35	45	50	60
111	A14 OR2 1.0 *	A14 OR2-T 1.0 *	1	14	0.75	1"	98	91	77	70	63	49	42	35
112	A16 OR2 1.0 *	A16 OR2-T 1.0 *	1	16	0.75	1"	112	104	88	80	72	56	48	40
113	A20 OR2 1.5 *	A20 OR2-T 1.5 *	1.5	20	1.1	1"	140	130	110	100	90	70	60	50
114	A24 OR2 1.5 *	A24 OR2-T 1.5 *	1.5	24	1.1	1.5"	168	156	132	120	108	84	72	60
115	A26 OR2 2.0 *													

V4 OR3 / OR3-T Series

Sr	Model 1Ø	Model 3Ø	H.P	Stage	K.W.	D.O.	DISCHARGE IN LPM							
							40	45	50	60	65	70	80	85
116	A08 OR3 1.0 *	A08 OR3-T 1.0 *	1	8	0.75	1.5"	56	52	44	40	36	28	24	20
117	A12 OR3 1.5 *	A12 OR3-T 1.5 *	1.5	12	1.1	1.5"	84	78	66	60	54	42	36	30
118	NA	A14 OR3-T 2.0 *	2	14	1.5	1.5"	98	91	77	70	63	49	42	35
119	A16 OR3 2.0 *	A16 OR3-T 2.0 *	2	16	1.5	1.5"	112	104	88	80	72	56	48	40
120	NA	A20 OR3-T 3.0 *	3	20	2.2	1.5"	140	130	110	100	90	70	60	50
121	NA	A24 OR3-T 3.0 *	3	24	2.2	1.5"	168	156	132	120	108	84	72	60

V4 OR4 /OR4-T Series

Sr	Model 1Ø	Model 3Ø	H.P	Stage	K.W.	D.O.	DISCHARGE IN LPM							
							30	40	50	60	70	80	85	90
122	A15 OR4 1.5 *	A15 OR4-T 1.5 *	1.5	15	1.1	1.5"	82	75	67	60	52	45	37	30
123	A19 OR4 2.0 *	A19 OR4-T 2.0 *	2	19	1.5	1.5"	105	95	85	76	66	57	47	38
124	A20 OR4 2.0 *	A20 OR4-T 2.0 *	2	20	1.5	1.5"	110	100	90	80	70	60	50	40
125	NA	A22 OR4-T 3.0 *	3	22	2.2	1.5"	121	110	99	88	77	66	55	44
126	NA	A25 OR4-T 3.0 *	3	25	2.2	1.5"	138	125	113	100	87	75	62	50
127	NA	A27 OR4-T 3.0 *	3	27	2.2	1.5"	149	135	122	108	94	81	67	54

V4 OR5/OR5-T Series

Sr	Model 1Ø	Model 3Ø	H.P	Stage	K.W.	D.O.	DISCHARGE IN LPM							
							50	60	80	90	110	120	130	140
128	A10 OR5 1.5 *	A10 OR5-T 1.5 *	1.5	10	1.1	1.5"	55	50	45	40	35	30	25	20
129	A12 OR5 2.0 *	A12 OR5-T 2.0 *	2	12	1.5	1.5"	66	60	54	48	42	36	30	24
130	NA	A19 OR5-T 3.0 *	3	19	2.2	1.5"	105	95	85	76	66	57	47	38

V4 OR7/OR7-T Series

Sr	Model 1Ø	Model 3Ø	H.P	Stage	K.W.	D.O.	DISCHARGE IN LPM							
							60	80	100	120	130	140	150	170
131	A05 OR7 1.0 *	A05 OR7-T 1.0 *	1	5	0.75	1.5"	30	27	25	22	20	17	15	12
132	A07 OR7 1.5 *	A07 OR7-T 1.5 *	1.5	7	1.1	1.5"	42	38	35	31	28	24	21	17
133	A10 OR7 2.0 *	A10 OR7-T 2.0 *	2	10	1.5	1.5"	60	55	50	45	40	35	30	25
134	NA	A12 OR7-T 3.0 *	3	12	2.2	1.5"	72	66	60	54	48	42	36	30
135	NA	A15 OR7-T 3.0 *	3	15	2.2	1.5"	90	82	75	67	60	52	45	37

* Symbol indicate Aluminum Rotor | ISI Symbol indicates ISI approved

POWER SAVER PUMPS

V4 x V4
V5 x V4 SS
SUBMERSIBLE PUMP



LADA
POWER SAVER PUMPS

V4 X V4, V5 X V4 SS SUBMERSIBLE PUMP

Power Rating- 1.5 HP To 2.0 HP (Single Phase)
3.0 HP To 7.5 HP (Three Phase)
Head Range- 37 Meters To 330 Meters.
Discharge Range- 200 To 20 LPM
Working Voltage- Single Phase – 160 To 240 Volts, 50 Hz.
Three Phase – 240 To 440 Volts, 50 Hz.
Motor Diameter- 96 mm (1.5 to 5HP)
118 mm (6 to 7.5HP)
Rotor - Copper: 3 HP TO 7.5 HP
Aluminum: 1.5 HP TO 2 HP

Material of Construction -

Pump		Motor	
Impeller	SS Fabricated	Stator	CRNO Stamping
Bowl / Diffuser	SS 304	Winding	Polyster Coated EC grade Copper
Bearing Bush	Nitrile Rubber	Bearing Bush	Carbon / LTB 4
Shaft	SS 410	Shaft	SS 410 / SS 431
Spline Coupling	SS 431	Rotor	Copper / Aluminum
Pump Design	Tiffin Type	Stator Tube	SS 202 / SS 304
		Thrust Pad Assly	4 Seg Premium

Salient Features

- SS Impeller & SS Bowl in Fabrication design.
- Easily available in 4 X 4 , 5 X 4.
- Motor OD for V4: 96 mm & for V5: 122 mm.
- 1.5 HP to 5 HP models have 4” Motor and 6 HP & above will have 5” Motor.
- Suitable for tapered 6” bores.

Performance Conditions

- All performance data is based on the measured values of 50 Hz motor with constant speed 2880 rpm at Standard Voltage conditions. Performance will change on low voltages.
- All measurements are carried out with gas-free water of temperature of 20°C.
- The highlighted part of the performance table is best efficiency zone which can minimize electricity consumption & increase the life for submersible pumpset.
- Only for cleare cold & fresh water.

Applications


Residential


Commercial


Multistorey Buildings


Agriculture & Irrigation schemes.


Drip & Sprinkler Systems.

LADA
POWER SAVER PUMPS

V4 SR SERIES 4x4 SS PUMPS

STANDARD PRODUCT LIST V4 SR Series 4x4 SS Pumps														
V4 SR2 Series 4x4						DISCHARGE IN LPM							
Sr	Model	H.P	Stage	K.W.	D.O.	20	30	40	50	60	65	70	80
136	A20 SR2 1.50	1.50 1Ø	20	1.1	1.25"	100	90	80	70	60	50	40	30
137	A30 SR2 2.00	2.00 1Ø	30	1.5	1.25"	150	135	120	105	90	75	60	45
V4 SR3 Series 4x4						DISCHARGE IN LPM							
Sr	Model	H.P	Stage	K.W.	D.O.	15	20	25	30	40	60	70	90
138	A25 SR3 2.00	2.00 1Ø	25	1.5	1.25"	137	125	112	100	87	75	50	37
V4 SR4 Series 4x4						DISCHARGE IN LPM							
Sr	Model	H.P	Stage	K.W.	D.O.	50	70	80	90	100	110	120	125
139	A20 SR4 2.00	2.00 1Ø	20	1.5	1.25"	100	90	80	70	60	50	40	30
140	A25 SR4 3.00	3.00 3Ø	25	2.2	1.25"	125	113	100	87	75	62	50	37
141	A38 SR4 5.0	5.00 3Ø	38	3.7	1.5"	190	171	152	133	114	95	76	57
142	A40 SR4 5.0	5.00 3Ø	40	3.7	1.5"	200	180	160	140	120	100	80	60

V5 SR SERIES 5x4 SS PUMPS

STANDARD PRODUCT LIST V5 SR Series 5x4 SS Pumps														
V5 SR4 SERIES						DISCHARGE IN LPM							
Sr	Model	H.P	Stage	K.W.	D.O.	50	70	80	90	100	110	120	125
143	D44 SR4 6.0	6	44	4.5	1.5"	220	198	176	154	132	110	88	66
144	D48 SR4 6.0	6	48	4.5	1.5"	240	216	192	168	144	120	96	72
145	D52 SR4 7.5	7.5	52	5.5	1.5"	260	234	208	182	156	130	104	78
146	D56 SR4 7.5	7.5	56	5.5	1.5"	280	252	224	196	168	140	112	84
147	D60 SR4 7.5	7.5	60	5.5	1.5"	300	270	240	210	180	150	120	90
V5 SR7 Series						DISCHARGE IN LPM							
Sr	Model	H.P	Stage	K.W.	D.O.	40	60	90	110	130	180	190	200
148	D30 SR7 6.0	6	30	4.5	1.5"	165	150	135	120	105	90	75	60
149	D40 SR7 7.5	7.5	40	5.5	1.5"	220	200	180	160	140	120	100	80

POWER SAVER PUMPS

V5 RADIAL FLOW SUBMERSIBLE PUMP



LADA
POWER SAVER PUMPS

V5 RADIAL FLOW SUBMERSIBLE PUMP

Power Rating- 3.0 HP To 7.5 HP (Three Phase)
Head Range- 18 Meters To 360 Meters
Discharge Range- 340 LPM To 20 LPM
Working Voltage- 240 To 440 Volts. (Three Phase)
Motor Diameter- 118 mm
Rotor- Copper

Material of Construction -

Pump		Motor	
Impeller	Noryl	Stator	CRNO Stamping
Bowl / Diffuser	Noryl with SS Ring SS 304	Winding	Polyster Coated EC grade Copper
Bearing Bush	Nitrile Rubber	Bearing Bush	Carbon / LTB 4
Shaft	SS 410	Shaft	SS 410 / SS 431
Spline Coupling	SS 431	Rotor	Copper
Pump Design	Tiffin Type	Stator Tube	SS 202 / SS 304
		Thrust Pad Assly	4 Seg Premium

Salient Features

- Mostly popular for 6" taper bore wells.
- Easy for Installation with HDPE/UPVC/GI Pipe.
- Tiffin Box Pump Design..
- Copper Rotor Design.
- Motor OD is 122 mm.
- Premium grade Noryl Impellers.
- Economic Substitute for V6 Pumps.

Performance Conditions

- All performance data is based on the measured values of 50 Hz motor with constant speed 2880 rpm at Standard Voltage conditions. Performance will change on low voltages.
- All measurements are carried out with gas-free water of temperature of 20°C.
- The highlighted part of the performance table is best efficiency zone which can minimize electricity consumption & increase the life for submersible pumpset.
- Only for clear cold & fresh water.

Applications


Residential


Apartment


Commercial


Multistorey Buildings


Agriculture & Irrigation schemes.


Drip & Sprinkler Systems.

LADA®
POWER SAVER PUMPS

RADIAL FLOW SERIES

STANDARD PRODUCT LIST V5 125 MM

V5 R1 Series						DISCHARGE IN LPM							
Sr	Model	H.P	Stage	K.W.	D.O.	20	30	35	40	45	55	70	80
150	D18 R1 3.0	3	18	2.2	1.5"	144	135	126	117	108	90	72	54
151	D30 R1 5.0	5	30	3.7	1.5"	240	225	210	195	180	150	120	90
152	D36 R1 6.0	6	36	4.5	1.5"	288	270	252	234	216	180	144	108
153	D45 R1 7.5	7.5	45	5.5	1.5"	360	338	315	293	270	225	180	135
V5 R4 SERIES						**DISCHARGE IN LPM**							
Sr	**Model**	**H.P**	**Stage**	**K.W.**	**D.O.**	**40**	**60**	**70**	**80**	**90**	**100**	**120**	**130**
154	D12 R4 3.0	3	12	2.2	1.5"	108	102	96	90	84	78	72	60
155	D20 R4 5.0	5	20	3.7	1.5"	180	170	160	150	140	130	120	100
156	D24 R4 6.0	6	24	4.5	1.5"	216	204	192	180	168	156	144	120
157	D30 R4 7.5	7.5	30	5.5	1.5"	270	255	240	225	210	195	180	150
V5 R7 SERIES						**DISCHARGE IN LPM**							
Sr	**Model**	**H.P**	**Stage**	**K.W.**	**D.O.**	**50**	**70**	**90**	**120**	**140**	**150**	**160**	**170**
158	D10 R7 3.0	3	10	2.2	1.5"	75	70	65	60	55	50	45	40
159	D16 R7 5.0	5	16	3.7	1.5"	120	112	104	96	88	80	72	64
160	D20 R7 6.0	6	20	4.5	1.5"	150	140	130	120	110	100	90	80
161	D25 R7 7.5	7.5	25	5.5	1.5"	188	175	163	150	138	125	113	100
V5 R10 SERIES						**DISCHARGE IN LPM**							
Sr	**Model**	**H.P**	**Stage**	**K.W.**	**D.O.**	**100**	**140**	**150**	**180**	**200**	**220**	**230**	**240**
162	D08 R10 3.0	3	8	2.2	2"	56	52	48	44	40	36	32	24
163	D12 R10 5.0	5	12	3.7	2"	84	78	72	66	60	54	48	36
164	D15 R10 6.0	6	15	4.5	2"	105	97	90	82	75	67.5	60	45
165	D18 R10 7.5	7.5	18	5.5	2"	126	117	108	99	90	81	72	54
166	D20 R10 7.5	7.5	20	5.5	2"	140	130	120	110	100	90	80	60
V5 R12 SERIES						**DISCHARGE IN LPM**							
Sr	**Model**	**H.P**	**Stage**	**K.W.**	**D.O.**	**100**	**150**	**200**	**240**	**260**	**300**	**320**	**340**
167	D06 R12 3.0	3	6	2.2	2"	39	36	33	30	27	24	21	18
168	D10 R12 5.0	5	10	3.7	2"	65	60	55	50	45	40	35	30
169	D12 R12 6.0	6	12	4.5	2"	78	72	66	60	54	48	42	36
170	D15 R12 7.5	7.5	15	5.5	2"	97	90	82	75	67	60	52	45

POWER SAVER PUMPS

V5 X V4 DOUBLE STAGE SUBMERSIBLE PUMP



LADA
POWER SAVER PUMPS

V5 X V4 DOUBLE STAGE SUBMERSIBLE PUMP

Power Rating- 5.0 HP To 7.5 HP (Three Phase)
Head Range- 150 Meters To 488 Meters.
Discharge Range- 75 To 20 LPM
Working Voltage- 240 To 440 Volts. (Three Phase)
Motor Diameter- 118 mm
Rotor- Copper

Material of Construction -

Pump		Motor	
Impeller	Noryl	Stator	CRNO Stamping
Bowl / Diffuser	Noryl with SS Ring SS 304	Winding	Polyster Coated EC grade Copper
Bearing Bush	Nitrile Rubber	Bearing Bush	Carbon / LTB 4
Shaft	SS 410	Shaft	SS 410 / SS 431
Spline Coupling	SS 431	Rotor	Copper
Pump Design	Tiffin Type	Stator Tube	SS 202 / SS 304
		Thrust Pad Assly	4 Seg Premium

Salient Features

- Most Popular design in Hyderabad area for Builder line.
- Tiffin Box Pump Design.
- All pumps will have V5 motor for pump durability.
- Motor OD: 122 mm.
- Pumps are assembled in 2 stages due to slab height
- restriction & for better motor pump alignment.

Performance Conditions

- All performance data is based on the measured values of 50 Hz motor with constant speed 2880 rpm at Standard Voltage conditions. Performance will change on low voltages.
- All measurements are carried out with gas-free water of temperature of 20°C.
- The highlighted part of the performance table is best efficiency zone which can minimize electricity consumption & increase the life for submersible pumpset.
- Only for clear cold & fresh water.

Applications


Residential


Commercial


Multistorey Buildings


Agriculture & Irrigation schemes.


Drip & Sprinkler Systems.

LADA
POWER SAVER PUMPS

RADIAL FLOW SERIES

STANDARD PRODUCT LIST V5 DS Series													
V5 DS2 SERIES						DISCHARGE IN LPM							
Sr	Model	H.P	Stage	K.W.	D.O.	20	35	40	50	60	65	70	75
171	D50 DS2 5.00	5	50	3.7	1.5"	325	300	275	250	225	200	175	150
172	D60 DS2 6.00	6	60	4.5	1.5"	390	360	330	300	270	240	210	180
173	D75 DS2 7.50	7.5	75	5.5	1.5"	488	450	413	375	338	300	263	225

POWER SAVER PUMPS

V4 X V6 AC SOLAR SUBMERSIBLE PUMP



LADA
POWER SAVER PUMPS

V4 AC SOLAR PUMPS

Power Rating- 1.0 HP To 7.5 HP (Three Phase)
Head Range- 30 Meters To 350 Meters.
Discharge Range- 420 To 15 LPM
Motor Diameter- 96 mm
Rotor- Copper: 3 HP to 7.5 HP (Three Phase)
Aluminum: 1.0 HP to 2.5 HP (Three Phase)

V6 AC SOLAR PUMPS

Power Rating- 3.0 HP To 10 HP (Three Phase)
Head Range- 20 Meters To 340 Meters.
Discharge Range- 1300 To 30 LPM
Motor Diameter- 142 mm
Rotor- Copper

Material of Construction -

Pump		Motor	
Impeller	Noryl GFN3/SS 410	Stator	CRNO Stamping
Bowl / Diffuser	Noryl GFN3/CI/SS 304	Winding	Polyster Coated EC Grade Copper
Bearing Bush	Nitrile Rubber	Bush Bearing	Carbon / LTB 4
Pump Shaft	SS 410	Motor Shaft	SS 431
Coupling	SS 410 Nema Std./Sleeve	Rotor	Copper
Pump Design	Tiffin Type	Stator Tube	SS 202 / SS 304

HP	1.0 HP	1.5 HP	2.0 HP	3.0 HP	4.0 HP	5.0 HP	6.0 HP	7.5 HP	10.0 HP
Voltages	80-100 V 100-200 V 150-200 V	130 V	160 V	230 V	350 V	380 V	300 V	300 V	380 V

Note:

- Discharge for AC solar pumps will be 10-15 % lower for 5 HP & 10 HP than the performance chart due to solar application.
- Discharge for AC solar pumps will be 20-25 % lower for other HP than the performance chart due to solar application.
- For V6 pumps, refer to the performance chart on page no. 38 to 46.
- In Openwell pumps only 5 HP & 10 HP models available in AC solar applications.
- For Openwell pumps performance chart of 5 HP refer to page no. 56 & of 10 HP refer to page no. 57.

Salient Features

- All V4 and V6 submersible pumps available in AC solar range.
- V4 Motor Diameter: 96 mm.
- V6 Motor Diameter: 142 mm.
- Discharge in solar application will be 10-15% lower than regular pumps discharge for 5 HP and 10 HP and 20-25% lower for other Hps.

Applications


Residential


Commercial


Agriculture & Irrigation schemes.

LADA
POWER SAVER PUMPS

RADIAL FLOW SERIES

STANDARD PRODUCT LIST V4 Solar 3 Ph Models

V4 Motor Max OD 96 mm 3 Ph 415 Volts ,50 Hz.

V4 DRO Series

Sr	Model	H.P	Stage	K.W.	D.O.
174	A10 DR0 1.00	1	10	0.75	1"
175	A13 DR0 1.00	1	13	0.75	1"
176	A16 DR0 1.00	1	16	0.75	1"

V4 DR1 Series

Sr	Model	H.P	Stage	K.W.	D.O.
177	A07 DR1 0.50	0.5	7	0.37	1"
178	A08 DR1 0.50	0.5	8	0.37	1"
179	A14 DR1 1.00	1	14	0.75	1"
180	A20 DR1 1.50	1.5	20	1.1	1.25"
181	A24 DR1 2.00	2	24	1.5	1.5"
182	A26 DR1 2.00	2	26	1.5	1.5"
183	A30 DR1 3.00	3	30	2.2	1.5"
184	A32 DR1 3.00	3	32	2.2	1.5"
185	A34 DR1 3.00	3	34	2.2	1.5"
186	A36 DR1 3.00	3	36	2.2	1.5"
187	A40 DR1 3.00	3	40	2.2	1.5"
188	A10 DR2 1.00	1	10	0.75	1"
189	A12 DR2 1.00	1	12	0.75	1"
190	A20 DR2 2.00	2	20	0.75	1.5"

V4 DR3 Series

Sr	Model	H.P	Stage	K.W.	D.O.
191	A08 DR3 1.00	1	8	0.75	1.5"
192	A16 DR3 2.00	2	16	1.5	1.5"
193	A24 DR3 3.00	3	24	2.2	1.5"
194	A32 DR3 4.00	4	32	3	1.5"
195	A36 DR3 5.00	5	36	3.7	1.5"

V4 DR4 Series

Sr	Model	H.P	Stage	K.W.	D.O.
196	A07 DR4 0.75	0.75	7	0.55	1.5"
197	A10 DR4 0.85	0.85	10	0.63	1.5"
198	A15 DR4 1.50	1.5	15	1.1	1.5"
199	A19 DR4 2.00	2	19	1.5	1.5"
200	A20 DR4 2.00	2	20	1.5	1.5"
201	A22 DR4 3.00	3	22	2.2	1.5"
202	A25 DR4 3.00	3	25	2.2	1.5"
203	A30 DR4 3.00	3	30	2.2	1.5"
204	A35 DR4 4.00	4	35	3	1.5"
205	A40 DR4 5.00	5	40	3.7	1.5"
206	A45 DR4 5.00	5	45	3.7	1.5"
207	A50 DR4 5.00	5	50	3.7	1.5"

Pump Noryl Impellers & Diffusers

DISCHARGE IN LPM

10	15	20	25	30	35	40	45
46	42	38	32	28	24	18	10
60	55	49	42	36	30	23	13
74	67	61	51	45	37	29	16

DISCHARGE IN LPM

15	20	25	30	40	50	55	60
49	45	38	35	31	24	21	17
56	52	44	40	36	28	24	20
98	91	77	70	63	49	42	35
140	130	110	100	90	70	60	50
168	156	132	120	108	84	72	60
182	169	143	130	117	91	78	65
210	195	165	150	135	105	90	75
224	208	176	160	144	112	96	80
238	221	187	170	153	119	102	85
252	234	198	180	162	126	108	90
280	260	220	200	180	140	120	100
70	65	55	50	45	35	30	25
84	78	66	60	54	42	36	30
140	130	110	100	90	70	60	50

DISCHARGE IN LPM

40	45	50	60	65	70	80	85
56	52	44	40	36	28	24	20
112	104	88	80	72	56	48	40
168	156	132	120	108	84	72	60
224	208	176	160	144	112	96	80
252	234	198	180	162	126	108	90

DISCHARGE IN LPM

30	40	50	60	70	80	85	90
38	35	31	28	24	21	17	14
55	50	45	40	35	30	25	20
82	75	67	60	52	45	37	30
104.5	95	85	76	66	57	47	38
110	100	90	80	70	60	50	40
121	110	99	88	77	66	55	44
137.5	125	112.5	100	87	75	62	50
165	150	135	120	105	90	75	60
192.5	175	157.5	140	122.5	105	87	70
220	200	180	160	140	120	100	80
247.5	225	202.5	180	157.5	135	112.5	90
275	250	225	200	175	150	125	100

LADA
POWER SAVER PUMPS

RADIAL FLOW SERIES

STANDARD PRODUCT LIST V4 Solar 3 Ph Models

V4 Motor Max OD 96 mm 3 Ph 415 Volts, 50 Hz.						Pump Noryl Impellers & Diffusers							
V4 DR5 Series						DISCHARGE IN LPM							
Sr	Model	H.P	Stage	K.W.	D.O.	50	60	80	90	110	120	130	140
208	A10 DR5 1.50	1.5	10	1.1	1.5"	55	50	45	40	35	30	25	20
209	A12 DR5 2.00	2	12	1.5	1.5"	66	60	54	48	42	36	30	24
210	A19 DR5 3.00	3	19	2.2	1.5"	104.5	95	85	76	66	57	47	38
211	A25 DR5 4.00	4	25	3	1.5"	137.5	125	111	100	86	75	61	50
212	A30 DR5 5.00	5	30	3.7	1.5"	165	150	135	120	105	90	75	60
V4 DR7 Series						DISCHARGE IN LPM							
Sr	Model	H.P	Stage	K.W.	D.O.	60	80	100	120	130	140	150	170
213	A10 DR7 2.00	2	10	1.5	1.5"	60	55	50	45	40	35	30	25
214	A12 DR7 3.00	3	12	2.2	1.5"	72	66	60	54	48	42	36	30
215	A15 DR7 3.00	3	15	2.2	1.5"	90	82	75	67	60	52	45	37
216	A19 DR7 4.00	4	19	3	1.5"	114	104.5	95	85	76	66	57	47
217	A22 DR7 5.00	5	22	3.7	1.5"	132	121	110	99	88	77	66	55
218	A25 DR7 5.00	5	25	3.7	1.5"	150	137.5	125	112.5	100	87	75	62
V4 DM12 Series						DISCHARGE IN LPM							
Sr	Model	H.P	Stage	K.W.	D.O.	60	80	130	160	180	190	210	230
219	A10 DM12 3.00	3	10	2.2	2"	60	55	50	45	40	35	30	25
220	A12 DM12 3.00	3	12	2.2	2"	72	66	60	54	48	42	36	30
221	A18 DM12 5.00	5	18	3.7	2"	108	99	90	81	72	63	54	45
222	A20 DM12 5.00	5	20	3.7	2"	120	110	100	90	80	70	60	50
V4 DM18 Series						DISCHARGE IN LPM							
Sr	Model	H.P	Stage	K.W.	D.O.	110	150	180	230	270	330	360	420
223	A08 DM18 3.00	3	8	2.2	2"	36	34	32	28	24	20	16	12
224	A14 DM18 5.00	5	14	3.7	2"	63	59	56	49	42	35	28	21

POWER SAVER PUMPS

V4, V6 & V8 HSP SUBMERSIBLE PUMP



V4 HSP PUMPS

Power Rating- 0.5 HP To 5.0 HP (Single Phase)
1.0 HP To 7.5 HP (Three Phase)
Head Range- 9 Meters To 350 Meters.
Discharge Range- 520 LPM To 15 LPM
Working Voltage- Single Phase – 160 To 240 Volts, 50 Hz.
Three Phase - 240 To 440 Volts, 50 Hz.
Motor Diameter- 96 mm
Rotor- Copper: 3 HP to 5 HP (Single Phase)
3 HP to 7.5 HP (Three Phase)
Aluminum: 0.5 HP to 2.5 HP (Single Phase)
1.0 HP to 2.5 HP (Three Phase)

V6 HSP PUMPS

Power Rating- 3.0 HP To 30.0 HP (Three Phase)
Head Range- 10 Meters To 560 Meters
Discharge Range- 1300 LPM To 30 LPM
Working Voltage- Three Phase – 240 To 440 Volts, 50 Hz
Motor Diameter- 142 MM
Rotor- Copper / Aluminum

Material of Construction for V4 HSP -

Pump		Motor	
Impeller	Noryl	Stator	CRNO Stamping
Bowl / Diffuser	Noryl with SS Ring SS 202 / SS Jacket	Winding	Polyster Coated EC grade Copper
		Bearing Bush	Carbon / LTB 4 with Counter
Bearing Bush	Nitrile Rubber	Shaft	SS 410 / SS 431
Shaft	SS 410	Rotor	Copper / Aluminum
Spline Coupling	SS 431	Stator Tube	SS 202 / SS 304
Pump Design	Tiffin Type / Jacket type for mix flow	Thrust Pad Assly	3 Seg / 4 Seg Premium Special

Material of Construction for V6 HSP -

Pump		Motor	
Impeller	SS 410	Stator	CRNO Stamping
Bowl	SS 304 for 50' Head CI - FG 220 grade for 30' & 40' Head	Winding	Polyster Coated EC grade Copper
Diffusers	Poly carbonate for 30' & 40' Head	Bearing Bush	Carbon / LTB 4 with SS Counter
Bearing Bush	Nitrile Rubber	Shaft	SS 410 / SS 431
Shaft	SS 410	Rotor	Copper / Aluminum
Sleeve Coupling	SS 410	Stator Tube	SS 202 / SS 304
Pump Design	Tiffin Type	Thrust Pad Assly	6 Seg Premium Special

LADA
POWER SAVER PUMPS

V8 HSP PUMPS

Power Rating- 12.5 H.P. to 40 H.P. (V8 Three Phase)
Head Range- 16 Meters To 221 Meters
Discharge Range- 2300 LPM To 350 LPM.
Working Voltage- Three Phase – 300 to 440 Volts, 50 Hz.
Motor Diameter- 196 mm
Rotor- Copper

Material of Construction -

Pump		Motor	
Impeller	SS 410	Stator	CRNO Stamping
Bowl	CI FG 220 Grade	Winding	Polyster Coated EC grade Copper
Bearing Bush	Nitrile Rubber	Bearing Bush	LTB 4
Shaft	SS 431	Shaft	SS 431
Sleeve Coupling	SS 410	Rotor	EC grade Copper
Pump Design	Tiffin Type	Stator Tube	SS 304
Suction Casing	CI FG 220 grade.	Thrust Pad Assly	6 Seg Premium
NRV	CI FG 220 grade with Cone.		

Salient Features

- All V4 and V6 submersible pumps available in HSP series.
- V4 Motor Diameter: 96 mm.
- V6 Motor Diameter: 142 mm.
- Can work vertically as well as horizontally. (Not completely flat but with some angle)
- Water Filled Motors.
- Rugged Construction and Long Life.
- Suitable for applications where high head is required with openwell type installation.

Applications


Residential


Commercial


Multistorey Buildings


Underground Tanks


Agriculture & Irrigation schemes.

POWER SAVER PUMPS

V6 RADIAL FLOW (30', 40' & 50') & V6 MIX FLOW SUBMERSIBLE PUMP



V6 RADIAL FLOW (30', 40' & 50') & V6 MIX FLOW SERIES SUBMERSIBLE PUMP

Product Range- 3.0 H.P. To 10 H.P. (Single Phase)
3.0 H.P. To 30 H.P. (Three Phase)
Head Range- 10 Meters To 560 Meters.
Discharge Range- 1300 To 30 LPM
Working Voltage- 160 To 240 Volts (Single Phase)
240 To 440 Volts (Three Phase)
Motor Diameter- 142 MM
Rotor- Copper (3 HP To 30 HP)
Aluminum (3 HP To 10 HP)

Material of Construction -

Pump		Motor	
Impeller	SS 410	Stator	CRNO Stamping
Bowl	SS 304 for 50' Head CI - FG 220 grade for 30' & 40' Head	Winding	Polyster Coated EC grade Copper
Diffusers	Poly carbonate for 30' & 40' Head	Bearing Bush	Carbon / LTB 4
Bearing Bush	Nitrile Rubber	Shaft	SS 410 / SS 431
Shaft	SS 410	Rotor	Copper / Aluminum
Sleeve Coupling	SS 410	Stator Tube	SS 202 / SS 304
Pump Design	Tiffin Type	Thrust Pad Assly	4 Seg / 6 Seg Premium

Salient Features

- Tiffin box Pump Design.
- Motor OD is 142 mm.
- Available in Radial Flow (30 Ft, 40 Ft & 50 Ft) & Mix Flow Series.
- SS Impellers for all V6 Models.
- SS Bowl for 50 Feet Models & CI Bowl 30 Feet, 40 Feet & Mix Flow Models.
- V6 Models also available in Single Phase.

Performance Conditions

- All performance data is based on the measured values of 50 Hz motor with constant speed 2880 rpm at Standard Voltage conditions. Performance will change on low voltages.
- All measurements are carried out with gas-free water of temperature of 20°C.
- The highlighted part of the performance table is best efficiency zone which can minimize electricity consumption & increase the life for submersible pumpset.
- Only for clear cold & fresh water.

Applications


Agriculture & Irrigation schemes.


Drip & Sprinkler Systems.

LADA
POWER SAVER PUMPS

RADIAL FLOW SERIES

STANDARD PRODUCT LIST V6 PS / BR Series (30ft per stg.)

V6 PS0 / BR0 SERIES 30'per Stg							DISCHARGE IN LPM							
Sr	Model (Copper)	Model (Alumn)	H.P	Stage	K.W.	D.O.	30	40	60	70	80	90	100	120
225	B12 PS0 3.0	B12 BR0 3.0	3	12	2.2	2"	102	99	96	90	84	78	72	60
226	B16 PS0 5.0	B16 BR0 5.0	5	16	3.7	2"	136	132	128	120	112	104	96	80
227	B20 PS0 5.0	B20 BR0 5.0	5	20	3.7	2"	170	165	160	150	140	130	120	100
228	B24 PS0 6.0	B24 BR0 6.0	6	24	4.5	2"	204	198	192	180	168	156	144	120
229	B30 PS0 7.5	B30 BR0 7.5	7.5	30	5.5	2"	255	248	240	225	210	195	180	150
230	B35 PS0 10	B35 BR0 10	10	35	7.5	2"	298	289	280	263	245	228	210	175
231	B40 PS0 10	B40 BR0 10	10	40	7.5	2"	340	330	320	300	280	260	240	200
V6 PS1 / BR 1 SERIES 30'per Stg							DISCHARGE IN LPM							
Sr	Model (Copper)	Model (Alumn)	H.P	Stage	K.W.	D.O.	60	70	80	90	120	130	140	160
232	B08 PS1 3.0	B08 BR1 3.0	3	8	2.2	2"	70	68	66	64	60	56	52	48
233	B09 PS1 3.0	B09 BR1 3.0	3	9	2.2	2"	78	76	74	72	67	63	58	54
234	B12 PS1 4.0	B12 BR1 4.0	4	12	3	2"	104	102	99	96	90	84	78	72
235	B15 PS1 5.0	B15 BR1 5.0	5	15	3.7	2"	131	128	124	120	113	105	97	90
236	B18 PS1 6.0	B18 BR1 6.0	6	18	4.5	2"	157	153	149	144	135	126	117	108
237	B21 PS1 7.5	B21 BR1 7.5	7.5	21	5.5	2"	183	179	173	168	158	147	137	126
238	B25 PS1 7.5	B25 BR1 7.5	7.5	25	5.5	2"	218	213	206	200	188	175	163	150
239	B30 PS1 10	B30 BR1 10	10	30	7.5	2"	261	255	248	240	225	210	195	180
240	B35 PS1 12.5	NA	12	35	9.3	2"	305	298	289	280	263	245	228	210
241	B40 PS1 15.0	NA	15	40	11	2"	348	340	330	320	300	280	260	240
V6 PS5 / BR 5 SERIES 30'per Stg							DISCHARGE IN LPM							
Sr	Model (Copper)	Model (Alumn)	H.P	Stage	K.W.	D.O.	60	80	100	120	160	170	180	210
242	B10 PS5 4.0	B10 BR5 4.0	4	10	3	2"	90	85	82	80	75	70	65	60
243	B12 PS5 5.0	B12 BR5 5.0	5	12	3.7	2"	108	102	99	96	90	84	78	72
244	B15 PS5 6.0	B15 BR5 6.0	6	15	4.5	2"	135	128	124	120	113	105	97.5	90
245	B18 PS5 7.5	B18 BR5 7.5	7.5	18	5.5	2"	162	153	149	144	135	126	117	108
246	B24 PS5 10	B24 BR5 10	10	24	7.5	2"	216	204	198	192	180	168	156	144

✱ Symbol indicate Aluminum Rotor | Symbol indicates ISI approved

LADA
POWER SAVER PUMPS

RADIAL FLOW SERIES

STANDARD PRODUCT LIST V6 PS/BR SERIES (40ft per stg.)

V6 PS2 / BR 2 SERIES 40'per Stg							DISCHARGE IN LPM							
Sr	Model (Copper)	Model (Alumn)	H.P	Stage	K.W.	D.O.	130	150	170	180	220	250	280	300
247	B5 PS2 3.0	B5 BR2 3.0	3	5	2.2	2"	55	50	47.5	45	40	35	30	25
248	B6 PS2 4.0	B6 BR2 4.0	4	6	3	2"	66	60	57	54	48	42	36	30
249	B8 PS2 5.0	B8 BR2 5.0	5	8	3.7	2"	88	80	76	72	64	56	48	40
250	B10 PS2 6.0	B10 BR2 6.0	6	10	4.5	2"	110	100	95	90	80	70	60	50
251	B12 PS2 7.5	B12 BR2 7.5	7.5	12	5.5	2"	132	120	114	108	96	84	72	60
252	B16 PS2 10	B16 BR2 10	10	16	7.5	2"	176	160	152	144	128	112	96	80
253	B20 PS2 12.5	NA	12.5	20	9.3	2"	220	200	190	180	160	140	120	100
254	B24 PS2 15.0	NA	15	24	11	2"	264	240	228	216	192	168	144	120
255	B28 PS2 17.5	NA	17.5	28	13	2"	308	280	266	252	224	196	168	140
256	B30 PS2 20.0	NA	20	30	15	2"	330	300	285	270	240	210	180	150
257	B32 PS2 20.0	NA	20	32	15	2"	352	320	304	288	256	224	192	160
258	B40 PS2 25.0	NA	25	40	18.5	2"	440	400	380	360	320	280	240	200
V6 PS3 / BR 3 SERIES 40'per Stg							DISCHARGE IN LPM							
Sr	Model (Copper)	Model (Alumn)	H.P	Stage	K.W.	D.O.	220	240	260	300	350	410	440	450
259	B03 PS3 3.0	B03 BR3 3.0	3	3	2.2	2"	33	30	28	27	24	21	18	15
260	B04 PS3 4.0	B04 BR3 4.0	4	4	3	2"	44	40	38	36	32	28	24	20
261	B05 PS3 5.0	B05 BR3 5.0	5	5	3.7	2"	55	50	47	45	40	35	35	25
262	B06 PS3 6.0	B06 BR3 6.0	6	6	4.5	2"	66	60	54	54	48	42	42	30
263	B08 PS3 7.5	B08 BR3 7.5	7.5	8	5.5	2"	88	80	76	72	64	56	56	40
264	B10 PS3 10	B10 BR3 10	10	10	7.5	2"	110	100	95	90	80	70	70	50
265	B12 PS3 12.5	NA	12.5	12	9.3	2"	132	120	114	108	96	84	72	60
266	B15 PS3 15.0	NA	15	15	11	2"	165	150	143	135	120	105	90	75
267	B18 PS3 17.5	NA	17.5	18	13	2"	198	180	171	162	144	126	108	90
268	B20 PS3 20.0	NA	20	20	15	2"	220	200	190	180	160	140	120	100
269	B25 PS3 25.0	NA	25	25	18.5	2"	275	250	238	225	200	175	150	125
270	B30 PS3 30.0	NA	30	30	22.5	2"	330	300	285	270	240	210	180	150

✱ Symbol indicate Aluminum Rotor | ISI Symbol indicates ISI approved

LADA®
POWER SAVER PUMPS

RADIAL FLOW SERIES

STANDARD PRODUCT LIST V6 PS/BR SERIES (40ft per stg.)

V6 PS4/BR4 SERIES 40'per Stg							DISCHARGE IN LPM							
Sr	Model (Copper)	Model (Alumn)	H.P	Stage	K.W.	D.O.	260	320	340	370	420	440	460	480
271	B4 PS4 5.0	B4 BR4 5.0	5	4	3.7	2.5"	44	40	38	36	32	28	24	20
272	B5 PS4 6.0	B5 BR4 6.0	6	5	4.5	2.5"	55	50	47.5	45	40	35	30	25
273	B6 PS4 7.5	B6 BR4 7.5	7.5	6	5.5	2.5"	66	60	57	54	48	42	36	30
274	B8 PS4 10	B8 BR4 10	10	8	7.5	2.5"	88	80	76	72	64	56	48	40
275	B10 PS4 12.5	NA	12.5	10	9.3	2.5"	110	100	95	90	80	70	60	50
276	B12 PS4 15	NA	15	12	11	2.5"	132	120	114	108	96	84	72	60
277	B14 PS4 17.5	BR	17.5	14	13	2.5"	154	140	133	126	112	98	84	70
278	B16 PS4 20	BR	20	16	15	2.5"	176	160	152	144	128	112	96	80
279	B18 PS4 20	BR	20	18	15	2.5"	198	180	171	162	144	126	108	90
280	B20 PS4 25	BR	25	20	18.5	2.5"	220	200	190	180	160	140	120	100
V6 PS6/BR6 SERIES 40'per Stg							DISCHARGE IN LPM							
Sr	Model (Copper)	Model (Alumn)	H.P	Stage	K.W.	D.O.	140	190	200	220	260	280	300	320
281	B6 PS6 5.0	B6 BR6 5.0	5	6	3.7	2"	66	60	57	54	48	42	36	30
282	B8 PS6 6.0	B8 BR6 6.0	6	8	4.5	2"	88	80	76	72	64	56	48	40
283	B10 PS6 7.5	B10 BR6 7.5	7.5	10	5.5	2"	110	100	95	90	80	70	60	50
284	B12 PS6 10	B12 BR6 10	10	12	7.5	2"	132	120	114	108	96	84	72	60
285	B16 PS612.5	B16 BR612.5	12.5	16	9.3	2"	176	160	152	144	128	112	96	96
286	B18 PS6 15.0	B18 BR6 15.0	15	18	11	2"	198	180	171	162	144	126	108	108
287	B20 PS6 15.0	B20 BR6 15.0	15	20	11	2"	220	200	192	180	160	140	120	120
288	B22 PS617.5	B22 BR617.5	17.5	22	13	2"	242	220	209	198	176	154	132	132
289	B24 PS6 20.0	B24 BR6 20.0	20	24	15	2"	264	240	228	216	192	168	144	144
290	B30 PS6 25.0	B30 BR6 25.0	25	30	18.5	2"	330	300	285	270	240	210	180	180
291	B32 PS6 25.0	B32 BR6 25.0	25	32	18.5	2"	352	320	304	288	256	224	192	192

LADA
POWER SAVER PUMPS

RADIAL FLOW SERIES

STANDARD PRODUCT LIST V6 PS/BR SERIES (40ft per stg.)

V6 PS7/BR7 SERIES 40'per Stg							DISCHARGE IN LPM							
Sr	Model (Copper)	Model (Alumn)	H.P	Stage	K.W.	D.O.	70	130	140	150	200	220	240	260
292	B6 PS7 3.0	B6 BR7 3.0	3	6	2.2	2"	66	60	57	54	48	42	36	30
293	B8 PS7 4.0	B8 BR7 4.0	4	8	3	2"	88	80	76	72	64	56	48	40
294	ISI B10 PS7 5.0	B10 BR7 5.0	5	10	3.7	2"	110	100	95	90	80	70	60	50
295	ISI B12 PS7 6.0	B12 BR7 6.0	6	12	4.5	2"	132	120	114	108	96	84	72	60
296	ISI B15 PS7 7.5	B15 BR7 7.5	7.5	15	5.5	2"	165	150	143	135	120	105	90	75
297	ISI B20 PS7 10	B20 BR7 10	10	20	7.5	2"	220	200	190	180	160	140	120	100
298	B25 PS7 12.5	NA	12.5	25	9.3	2"	275	250	238	225	200	175	150	125
299	B28 PS7 15.0	NA	15	28	11	2"	308	280	266	252	224	196	168	140
300	B30 PS7 15.0	NA	15	30	11	2"	330	300	285	270	240	210	180	150
V6 PS40/BR40 SERIES 40' per Stg							DISCHARGE IN LPM							
Sr	Model (Copper)	Model (Alumn)	H.P	Stage	K.W.	D.O.	70	130	140	150	200	220	240	260
301	B20 PS40 7.5	B20 BR40 7.5	7.5	20	7.5	2"	220	200	190	180	160	140	120	100
V6 PS30/BR30 SERIES 40' per Stg							DISCHARGE IN LPM							
Sr	Model (Copper)	Model (Alumn)	H.P	Stage	K.W.	D.O.	40	80	100	120	140	160	180	190
302	B10 PS30 4.0	B10 BR30 4.0	4	10	3	2"	110	100	95	90	80	70	60	50
303	B12 PS30 5.0	B12 BR30 5.0	5	12	3.7	2"	132	120	114	108	96	84	72	60
304	B15 PS30 6.0	B15 BR30 6.0	6	15	4.5	2"	165	150	143	135	120	105	90	75
305	B18 PS30 7.5	B18 BR30 7.5	7.5	18	5.5	2"	198	180	171	162	144	126	108	90
306	B24 PS30 10.0	B24 BR30 10.0	10	24	7.5	2"	264	240	228	216	192	168	144	120

✱ Symbol indicate Aluminum Rotor | ISI Symbol indicates ISI approved

LADA
POWER SAVER PUMPS

RADIAL FLOW SERIES

STANDARD PRODUCT LIST V6 PS / D SERIES (50ft per stg.)

V6 PS50/D50 SERIES 50' per Stg.							DISCHARGE IN LPM							
Sr	Model (Copper)	Model (Alumn)	H.P	Stage	K.W.	D.O.	70	90	100	120	150	170	190	210
307	B06 PS50 3.0	ISI B06 D50 3.0	3	6	2.2	2"	81	78	75	72	66	60	54	48
308	B07 PS50 3.0	B07 D50 3.0	3	7	2.2	2"	94	91	87	84	77	70	63	56
309	B10 PS50 5.0	ISI B10 D50 5.0	5	10	3.7	2"	135	130	125	120	110	100	90	80
310	B12 PS50 6.0	ISI B12 D50 6.0	6	12	4.5	2"	162	156	150	144	132	120	108	96
311	B15 PS50 7.5	ISI B15 D50 7.5	7.5	15	5.5	2"	202.5	195	187.5	180	165	150	135	120
312	B18 PS50 7.5	B18 D50 7.5	7.5	18	5.5	2"	243	234	225	216	198	180	162	144
313	B20 PS50 10	B20 D50 10	10	20	7.5	2"	270	260	250	240	220	200	180	160
314	B25 PS50 12.5	B25 D50 12.5	12.5	25	9.3	2"	337.5	325	312.5	300	275	250	225	200
315	B30 PS50 15.0	B30 D50 15.0	15	30	11	2"	405	390	375	360	330	300	270	240
316	B35 PS50 17.5	B35 D50 17.5	17.5	35	13	2"	472.5	455	437.5	420	385	350	315	280

V6 PS60/D60 SERIES 50' per Stg.							DISCHARGE IN LPM							
Sr	Model (Copper)	Model (Alumn)	H.P	Stage	K.W.	D.O.	100	120	130	150	170	190	210	240
317	B05 PS60 3.0	ISI B05 D60 3.0	3	5	2.2	2"	70	67	65	60	55	50	45	35
318	B08 PS60 5.0	ISI B08 D60 5.0	5	8	3.7	2"	112	108	104	96	88	80	72	56
319	B10 PS60 6.0	ISI B10 D60 6.0	6	10	4.5	2"	140	135	130	120	110	100	90	70
320	B12 PS60 7.5	ISI B12 D60 7.5	7.5	12	5.5	2"	168	162	156	144	132	120	108	84
321	B16 PS60 10	B16 D60 10	10	16	7.5	2"	224	216	208	192	176	160	144	112
322	B20 PS60 12.5	B20 D60 12.5	12.5	20	9.3	2"	280	270	260	240	220	200	180	140
323	B24 PS60 15.0	B24 D60 15.0	15	24	11	2"	336	324	312	288	264	240	216	168
324	B28 PS60 17.5	B28 D60 17.5	17.5	28	13	2"	392	378	364	336	308	280	252	196
325	B32 PS60 20.0	B32 D60 20.0	20	32	15	2"	448	432	416	384	352	320	288	224
326	B40 PS60 25.0	B40 D60 25.0	25	40	18.5	2"	560	540	520	480	440	400	360	280

✱ Symbol indicate Aluminum Rotor | ISI Symbol indicates ISI approved

LADA
POWER SAVER PUMPS

RADIAL FLOW SERIES

STANDARD PRODUCT LIST V6 PS / D SERIES (50ft per stg.)

V6 PS80/D80 SERIES 50' per Stg.							DISCHARGE IN LPM							
Sr	Model (Copper)	Model (Alumn)	H.P	Stage	K.W.	D.O.	120	150	180	210	230	240	270	290
327	B06 PS80 5.0	B06 D80 5.0	5	6	3.7	2"	87	81	78	72	66	60	54	42
328	B08 PS80 6.0	B08 D80 6.0	6	8	4.5	2"	116	108	104	96	88	80	72	56
329	B10 PS80 7.5	B10 D80 7.5	7.5	10	5.5	2"	145	135	130	120	110	100	90	70
330	B12 PS80 10	B12 D80 10	10	12	7.5	2"	174	162	156	144	132	120	108	84
331	B15 PS80 12.5	B15 D80 12.5	12.5	15	9.3	2"	217.5	202.5	195	180	165	150	135	105
332	B18 PS80 15.0	B18 D80 15.0	15	18	11	2"	261	243	234	216	198	180	162	126
333	B21 PS80 17.5	B21 D80 17.5	17.5	21	13	2"	304.5	283.5	273	252	231	210	189	147
334	B24 PS80 20.0	B24 D80 20.0	20	24	15	2"	348	324	312	288	264	240	216	168
335	B30 PS80 25.0	B30 D80 25.0	25	30	18.5	2"	435	405	390	360	330	300	270	210
V6 PS100/D100 SERIES 50'per Stg.							DISCHARGE IN LPM							
Sr	Model (Copper)	Model (Alumn)	H.P	Stage	K.W.	D.O.	140	200	250	280	330	350	370	410
336	B05 PS100 5.0	B05 D100 5.0	5	5	3.7	2"	75	70	65	60	50	45	40	30
337	B06 PS100 6.0	B06 D100 6.0	6	6	4.5	2"	90	84	78	72	60	54	48	36
338	B08 PS100 7.5	B08 D100 7.5	7.5	8	5.5	2"	120	112	104	96	80	72	64	48
339	B10 PS100 10	B10 D100 10	10	10	7.5	2"	150	140	130	120	100	90	80	60
340	B12 PS100 12.5	B12 D100 12.5	12.5	12	9.3	2.5"	180	168	156	144	120	108	96	72
341	B13 PS100 12.5	B13 D100 12.5	12.5	13	9.3	2.5"	195	182	169	156	130	117	104	78
342	B15 PS100 15.0	B15 D100 15.0	15	15	11	2.5"	225	210	195	180	150	135	120	90
343	B18 PS100 17.5	B18 D100 17.5	17.5	18	13	2.5"	270	252	234	216	180	162	144	108
344	B20 PS100 20.0	B20 D100 20.0	20	20	15	2.5"	300	280	260	240	200	180	160	120
345	B25 PS100 25.0	B25 D100 25.0	25	25	18.5	2.5"	375	350	325	300	250	225	200	150
346	B30 PS100 30.0	B30 D100 30.0	30	30	22.5	2.5"	450	420	390	360	300	270	240	180

✱ Symbol indicate Aluminum Rotor | Symbol indicates ISI approved

LADA®
POWER SAVER PUMPS

RADIAL FLOW SERIES

STANDARD PRODUCT LIST V6 PS / D SERIES (50ft per stg.)

V6 PS125/D125 SERIES 50' per Stg.							DISCHARGE IN LPM							
Sr	Model (Copper)	Model (Alumn)	H.P	Stage	K.W.	D.O.	200	250	300	320	380	420	450	500
347	B04 PS125 5.0	B04 D125 5.0	5	4	3.7	2.5"	60	56	52	48	40	36	32	24
348	B05 PS125 6.0	B05 D125 6.0	6	5	4.5	2.5"	75	70	65	60	50	45	40	30
349	B06 PS125 7.5	ISI B06 D125 7.5	7.5	6	5.5	2.5"	90	84	78	72	60	54	48	36
350	B08 PS125 10	ISI B08 D125 10	10	8	7.5	2.5"	120	112	104	96	80	72	64	48
351	B10 PS125 12.5	B10 D125 12.5	12.5	10	9.3	2.5"	150	140	130	120	100	90	80	60
352	B12 PS125 15.0	B12 D125 15.0	15	12	11	2.5"	180	168	156	144	120	108	96	72
353	B13 PS125 15.0	B13 D125 15.0	15	13	11	2.5"	195	182	169	156	130	117	104	78
354	B14 PS125 17.5	B14 D125 17.5	17.5	14	13	2.5"	210	196	182	168	140	126	112	84
355	B16 PS125 20.0	B16 D125 20.0	20	16	15	2.5"	240	224	208	192	160	144	128	96
356	B20 PS125 25.0	B20 D125 25.0	25	20	18.5	2.5"	300	280	260	240	200	180	160	120
357	B24 PS125 30.0	B24 D125 30.0	30	24	22.5	2.5"	360	336	312	288	240	216	192	144
V6 PS150/D150 SERIES 50' per Stg.							**DISCHARGE IN LPM**							
Sr	Model (Copper)	Model (Alumn)	H.P	Stage	K.W.	D.O.	250	300	350	400	450	470	520	560
358	B03 PS150 5.0	B03 D150 5.0	5	3	3.7	2.5"	45	42	39	36	30	27	24	18
359	B04 PS150 6.0	B04 D150 6.0	6	4	4.5	2.5"	60	56	52	48	40	36	32	24
360	B05 PS150 7.5	B05 D150 7.5	7.5	5	5.5	2.5"	75	70	65	60	50	45	40	30
361	B07 PS150 10	B07 D150 10	10	7	7.5	2.5"	105	98	91	84	70	63	56	42
362	B09 PS150 12.5	B09 D150 12.5	12.5	9	9.3	2.5"	135	126	117	108	90	81	72	54
363	B10 PS150 15.0	B10 D150 15.0	15	10	11	2.5"	150	140	130	120	100	90	80	60
364	B12 PS150 17.5	B12 D150 17.5	17.5	12	13	2.5"	180	168	156	144	120	108	96	72
365	B14 PS150 20.0	B14 D150 20.0	20	14	15	2.5"	210	196	182	168	140	126	112	84
366	B18 PS150 25.0	B18 D150 25.0	25	18	18.5	2.5"	270	252	234	216	180	162	144	108
367	B20 PS150 30.0	B20 D150 30.0	30	20	22.5	2.5"	300	280	260	240	200	180	160	120
V6 PS175/D175 SERIES 50' per Stg.							**DISCHARGE IN LPM**							
Sr	Model (Copper)	Model (Alumn)	H.P	Stage	K.W.	D.O.	280	320	400	450	520	580	600	620
368	B07 PS175 12.5	B07 D175 12.5	12.5	7	9.3	2.5"	105	98	91	84	70	63	56	42
369	B09 PS175 15.0	B09 D175 15.0	15	9	11	2.5"	135	126	117	108	90	81	72	54
370	B10 PS175 17.5	B10 D175 17.5	17.5	10	13	2.5"	150	140	130	120	100	90	80	60
371	B12 PS175 20.0	B12 D175 20.0	20	12	15	2.5"	180	168	156	144	120	108	96	72
372	B14 PS175 25.0	B14 D175 25.0	25	14	18.5	2.5"	210	196	182	168	140	126	112	84
373	B18 PS175 30.0	B18 D175 30.0	30	18	22.5	2.5"	270	252	234	216	180	162	144	108

✱ Symbol indicate Aluminum Rotor | ISI Symbol indicates ISI approved

LADA
POWER SAVER PUMPS

RADIAL FLOW SERIES

STANDARD PRODUCT LIST V6 PS / D SERIES (50ft per stg.)

V6 PS200/D200 SERIES 50' per Stg.							DISCHARGE IN LPM							
Sr	Model (Copper)	Model (Alumn)	H.P	Stage	K.W.	D.O.	300	350	420	460	530	590	610	650
374	B03 PS200 7.5	B03 D200 7.5	7.5	3	5.5	2.5"	45	42	39	36	30	27	24	18
375	B05 PS200 10	B05 D200 10	10	5	7.5	2.5"	75	70	65	60	50	45	40	30
376	B06 PS200 12.5	B06 D200 12.5	12.5	6	9.3	2.5"	90	84	78	72	60	54	48	36
377	B08 PS20015.0	B08 D200 15.0	15	8	11	2.5"	120	112	104	96	80	72	64	48
378	B09 PS200 17.5	B09 D200 17.5	17.5	9	13	2.5"	135	126	117	108	90	81	72	54
379	B10 PS200 20.0	B10 D200 20.0	20	10	15	2.5"	150	140	130	120	100	90	80	60
380	B12 PS200 25.0	B12 D200 25.0	25	12	18.5	2.5"	180	168	156	144	120	108	96	72
381	B16 PS200 30.0	B16 D200 30.0	30	16	22.5	2.5"	240	224	208	192	160	144	128	96

V6 PS250/D250 SERIES 50' per Stg.							DISCHARGE IN LPM							
Sr	Model (Copper)	Model (Alumn)	H.P	Stage	K.W.	D.O.	350	450	470	550	620	650	700	800
382	B02 PS250 5.0	B02 D250 5.0	5	2	3.7	2.5"	28	26	25	24	20	18	14	12
383	B04 PS250 10	B04 D250 10	10	4	7.5	2.5"	56	52	50	48	40	36	28	24
384	B05 PS250 12.5	B05 D250 12.5	12.5	5	9.3	2.5"	70	65	62.5	60	50	45	35	30
385	B05 PS250 15.0	B05 D250 15.0	15	6	11	2.5"	84	78	75	72	60	54	42	36
386	B07 PS250 17.5	B07 D250 17.5	17.5	7	13	2.5"	98	91	87.5	84	70	63	49	42
387	B08 PS250 20.0	B08 D250 20.0	20	8	15	2.5"	112	104	100	96	80	72	56	48
388	B10 PS250 25.0	B10 D250 25.0	25	10	18.5	2.5"	140	130	125	120	100	90	70	60
389	B12 PS250 30.0	B12 D250 30.0	30	12	22.5	2.5"	168	156	150	144	120	108	84	72

LADA®
POWER SAVER PUMPS

MIX FLOW SERIES

STANDARD PRODUCT LIST V6 Mix Flow 30'ft per Stg.

V6 PSM0 / BM0 SERIES 30' per Stg.							DISCHARGE IN LPM							
Sr	Model (Copper)	Model (Alumn)	H.P	Stage	K.W.	D.O.	200	260	350	400	420	450	470	500
390	B03 PSM0 3.0	B03 BM0 3.0	3	3	2.2	2.5"	27	26	25	24	22	21	19	18
391	B04 PSM0 4.0	B04 BM0 4.0	4	4	3	2.5"	36	34	33	32	30	28	26	24
392	B05 PSM0 5.0	B05 BM0 5.0	5	5	3.7	2.5"	45	42	41	40	37	35	26	30
393	B06 PSM0 6.0	B06 BM0 6.0	6	6	4.5	2.5"	54	51	49	48	45	42	39	36
394	B08 PSM0 7.5	B08 BM0 7.5	7.5	8	5.5	2.5"	72	68	66	64	60	56	52	48
395	B10 PSM0 10	B10 BM0 10	10	10	7.5	2.5"	90	85	82	80	75	70	65	60
396	B12 PSM0 12.5	B12 BM0 12.5	12.5	12	9.3	2.5"	108	102	99	96	90	84	78	72
397	B15 PSM0 15.0	B15 BM0 15.0	15	15	11	2.5"	135	127.5	124	120	112.5	105	97	90
398	B18 PSM0 17.5	B18 BM0 17.5	17.5	18	13	2.5"	162	153	148.5	144	135	126	117	108
399	B20 PSM0 20.0	B20 BM0 20.0	20	20	15	2.5"	180	170	165	160	150	140	130	120
400	B25 PSM0 25.0	B25 BM0 25.0	25	25	18.5	2.5"	225	212.5	206	200	187.5	175	162.5	150
V6 PSM1 / BM1 SERIES 30' per Stg.							DISCHARGE IN LPM							
Sr	Model (Copper)	Model (Alumn)	H.P	Stage	K.W.	D.O.	300	350	420	450	480	500	550	600
401	B03 PSM1 4.0	B03 BM1 4.0	4	3	3	2.5"	27	25	24	24	22	21	19	18
402	B04 PSM1 5.0	B04 BM1 5.0	5	4	3.7	2.5"	36	34	33	32	30	28	26	24
403	B05 PSM1 6.0	B05 BM1 6.0	6	5	4.5	2.5"	45	42	41	40	37	35	32	30
404	B06 PSM1 7.5	B06 BM1 7.5	7.5	6	5.5	2.5"	54	51	49	48	45	42	39	36
405	B08 PSM1 10	B08 BM1 10	10	8	7.5	2.5"	72	68	66	64	60	56	52	48
406	B10 PSM1 12.5	B10 BM1 12.5	12.5	10	9.3	2.5"	90	85	82.5	80	75	70	65	60
407	B12 PSM1 15.0	B12 BM1 15.0	15	12	11	2.5"	108	102	99	96	90	84	78	72
408	B14 PSM1 17.5	B14 BM1 17.5	17.5	14	13	2.5"	126	119	115.5	112	105	98	91	84
409	B15 PSM1 20.0	B15 BM1 20.0	20	15	15	2.5"	135	127.5	123.75	120	112.5	105	97.5	90
410	B16 PSM1 20.0	B16 BM1 20.0	20	16	15	2.5"	144	136	132	128	120	112	104	96
411	B20 PSM1 25.0	B20 BM1 25.0	25	20	18.5	2.5"	180	170	165	160	150	140	130	120

LADA
POWER SAVER PUMPS

MIX FLOW SERIES

STANDARD PRODUCT LIST V6 Mix Flow 30'ft per Stg.

V6 PSM2 / BM2 SERIES 30'							DISCHARGE IN LPM							
Sr	Model (Copper)	Model (Alumn)	H.P	Stage	K.W.	D.O.	350	420	450	500	550	600	620	650
412	B02 PSM2 4.0	B02 BM2 4.0	4	2	3	2.5"	20	19	18	16	14	12	11	10
413	B03 PSM2 5.0	B03 BM2 5.0	5	3	3.7	2.5"	30	28	27	24	21	18	16	15
414	B04 PSM2 6.0	B04 BM2 6.0	6	4	4.5	2.5"	40	38	36	32	28	24	22	20
415	B05 PSM2 7.5	B05 BM2 7.5	7.5	5	5.5	2.5"	50	47	45	40	35	30	27	25
416	B06 PSM2 10	B06 BM2 10	10	6	7.5	2.5"	60	57	54	48	42	36	33	30
417	B07 PSM2 10	B07 BM2 10	10	7	7.5	2.5"	70	66	63	56	49	42	38	35
418	B08 PSM2 12.5	B08 BM2 12.5	12.5	8	9.3	2.5"	80	76	72	64	56	48	44	40
419	B09 PSM2 12.5	B09 BM2 12.5	12.5	9	9.3	2.5"	90	85.5	81	72	63	54	49.5	45
420	B10 PSM2 15.0	B10 BM2 15.0	15	10	11	2.5"	100	95	90	80	70	60	55	50
421	B11 PSM2 17.5	B11 BM2 17.5	17.5	11	13	2.5"	110	104.5	99	88	77	66	60.5	55
422	B12 PSM2 17.5	B12 BM2 17.5	17.5	12	13	2.5"	120	114	108	96	84	72	66	60
423	B13 PSM2 20.0	B13 BM2 20.0	20	13	15	2.5"	130	123.5	117	104	91	78	71.5	65
424	B14 PSM2 20.0	B14 BM2 20.0	20	14	15	2.5"	140	133	126	112	98	84	77	70
425	B18 PSM2 25.0	B18 BM2 25.0	25	18	18.5	2.5"	180	171	162	144	126	108	99	90
426	B20 PSM2 30.0	B20 BM2 30.0	30	20	22.5	2.5"	200	190	180	160	140	120	110	100

V6 PSM3/BM3 SERIES 30' per Stg.							DISCHARGE IN LPM							
Sr	Model (Copper)	Model (Alumn)	H.P	Stage	K.W.	D.O.	400	500	550	600	650	700	720	770
427	B02 PSM3 5.0	B02 BM3 5.0	5	2	3.7	3"	19	18	17	16	15	14	13	12
428	B03 PSM3 5.0	B03 BM3 5.0	5	3	3.7	3"	28	27	25	24	22	21	19	18
429	B04 PSM3 7.5	B04 BM3 7.5	7.5	4	5.5	3"	38	36	34	32	30	28	26	24
430	B05 PSM3 10	B05 BM3 10	10	5	7.5	3"	47	45	42	40	37	35	32	30
431	B06 PSM3 10	B06 BM3 10	10	6	7.5	3"	57	54	51	48	45	42	39	36
432	B07 PSM3 12.5	B07 BM3 12.5	12.5	7	9.3	3"	66	63	59	56	52	49	45	42
433	B08 PSM3 15.0	B08 BM3 15.0	15	8	11	3"	76	72	68	64	60	56	52	48
434	B09 PSM3 17.5	B09 BM3 17.5	17.5	9	13	3"	85	81	76	72	67	63	58	54
435	B11 PSM3 20.0	B11 BM3 20.0	20	11	15	3"	104.5	99	93	88	82	77	71	66
436	B12 PSM3 20.0	B12 BM3 20.0	20	12	15	3"	114	108	102	96	90	84	78	72
437	B14 PSM3 25.0	B14 BM3 25.0	25	14	18.5	3"	133	126	119	112	105	98	91	84
438	B18 PSM3 30.0	B18 BM3 30.0	30	18	22.5	3"	171	162	153	144	135	126	117	108

LADA
POWER SAVER PUMPS

MIX FLOW SERIES

STANDARD PRODUCT LIST V6 Mix Flow 30'ft per Stg.														
V6 PSM4 / BM4 SERIES 30' per Stg.							DISCHARGE IN LPM							
Sr	Model (Copper)	Model (Alumn)	H.P	Stage	K.W.	D.O.	500	600	700	800	900	1000	1200	1300
439	B02 PSM4 5.0	B02 BM4 5.0	5	2	3.7	3"	19	18	17	16	15	14	12	10
440	B03 PSM4 7.5	B03 BM4 7.5	7.5	3	5.5	3"	28	27	25	24	22	21	18	15
441	B04 PSM4 10	B04 BM4 10	10	4	7.5	3"	38	36	34	32	30	28	24	20
442	B05 PSM4 12.5	B05 BM4 12.5	12.5	5	9.3	3"	47	45	42	40	37	35	30	25
443	B06 PSM4 15.0	B06 BM4 15.0	15	6	11	3"	57	54	51	48	45	42	36	30
444	B07 PSM4 17.5	B07 BM4 17.5	17.5	7	13	3"	66	63	59	56	52	49	42	35
445	B08 PSM4 20.0	B08 BM4 20.0	20	8	15	3"	76	72	68	64	60	56	48	40
446	B09 PSM4 20.0	B09 BM4 20.0	20	9	15	3"	85	81	76	72	67	63	54	45
447	B10 PSM4 20.0	B10 BM4 20.0	20	10	15	3"	95	90	85	80	75	70	60	50
448	B12 PSM4 25.0	B12 BM4 25.0	25	12	18.5	3"	114	108	102	96	90	84	72	60
449	B15 PSM4 30.0	B15 BM4 30.0	30	15	22.5	3"	142.5	135	127.5	120	112.5	105	90	75

LADA
POWER SAVER PUMPS

V8 MIX FLOW SUBMERSIBLE PUMP



LADA
POWER SAVER PUMPS

V8 MIX FLOW SERIES SUBMERSIBLE PUMP

Product Range- 12.5 HP To 40 HP.
Head Range- 16 Meters To 221 Meters
Discharge Range- 2300 LPM To 350 LPM.
Working Voltage- Three Phase – 300 to 440 Volts, 50 Hz.
Motor Diameter- 196 mm
Rotor- Copper

Material of Construction -

Pump		Motor	
Impeller	SS 410	Stator	CRNO Stamping
Bowl	CI FG 220 Grade	Winding	Polyster Coated EC grade Copper
Bearing Bush	Nitrile Rubber	Bearing Bush	LTB 4
Shaft	SS 431	Shaft	SS 431
Sleeve Coupling	SS 410	Rotor	EC grade Copper
Pump Design	Tiffin Type	Stator Tube	SS 304
Suction Casing	CI FG 220 grade.	Thrust Pad Assly	6 Seg Premium
NRV	CI FG 220 grade with Cone.		

Salient Features

- Well-designed sleeve and tilting thrust bearings for longer life.
- Copper Rotor Design.
- Motor OD is 196 mm.
- Rotors are dynamically balanced to ensure
- long bearing life and vibration free smooth operation.
- Pumps are provided with a reliable non-return valve to reduce losses.
- Can be installed & operated in both Horizontal & Vertical position.

Performance Conditions

- All performance data is based on the measured values of 50 Hz motor with constant speed 2880 rpm at Standard Voltage conditions. Performance will change on low voltages.
- All measurements are carried out with gas-free water of temperature of 20°C.
- The highlighted part of the performance table is best efficiency zone which can minimize electricity consumption & increase the life for submersible pumpset.
- Only for clear cold & fresh water.

Applications


Agriculture & Irrigation schemes.


Village water supply schemes.


Community water Supply.

MIX FLOW SERIES (Copper)

LADA® POWER SAVER PUMPS

STANDARD PRODUCT LIST V8 Mix Flow Series

V8 BM3 Series						DISCHARGE IN LPM							
Sr	Model	H.P	Stage	K.W.	D.O.	350	400	500	600	700	750	800	1000
450	C04 BM3 12.5	12.5	4	9.3	4"	68	64	60	56	52	48	44	32
451	C05 BM3 15.0	15	5	11	4"	85	80	75	70	65	60	55	40
452	C06 BM3 20.0	20	6	15	4"	102	96	90	84	78	72	66	48
453	C07 BM3 20.0	20	7	15	4"	119	112	105	98	91	84	77	56
454	C08 BM3 25.0	25	8	18.5	4"	136	128	120	112	104	96	88	64
455	C10 BM3 30.0	30	10	22	4"	170	160	150	140	130	120	110	80
456	C13 BM3 40.0	40	13	30	4"	221	208	195	182	169	156	143	104
V8 BM4 Series						**DISCHARGE IN LPM**							
Sr	Model	H.P	Stage	K.W.	D.O.	400	500	600	700	900	1000	1100	1300
457	C03 BM4 12.5	12.5	3	9.3	4"	57	54	51	48	45	42	36	30
458	C04 BM4 15.0	15	4	11	4"	76	72	68	64	60	56	48	40
459	C05 BM4 20.0	20	5	15	4"	95	90	85	80	75	70	60	50
460	C06 BM4 25.0	25	6	18.5	4"	114	108	102	96	90	84	72	60
461	C07 BM4 30.0	30	7	22	4"	133	126	119	112	105	98	84	70
462	C10 BM4 40.0	40	10	30	4"	190	180	170	160	150	140	120	100
V8 BM5 Series						**DISCHARGE IN LPM**							
Sr	Model	H.P	Stage	K.W.	D.O.	600	800	950	1100	1200	1300	1400	1500
463	C02 BM5 12.5	10	2	7.5	4"	36	34	32	30	28	26	24	20
464	C03 BM5 15.0	15	3	11	4"	54	51	48	45	42	39	36	30
465	C04 BM5 20.0	20	4	15	4"	72	68	64	60	56	52	48	40
466	C05 BM5 25.0	25	5	18.5	4"	90	85	80	75	70	65	60	50
467	C06 BM5 30.0	30	6	22	4"	108	102	96	90	84	78	72	60
468	C08 BM5 40.0	40	8	30	4"	144	136	128	120	112	104	96	80
V8 BM6 Series						**DISCHARGE IN LPM**							
Sr	Model	H.P	Stage	K.W.	D.O.	620	820	1000	1200	1300	1400	1500	1700
469	C02 BM6 12.5	12.5	2	9.3	4"	36	34	32	30	28	26	24	20
470	C03 BM6 20.0	20	3	15	4"	54	51	48	45	42	39	36	30
471	C04 BM6 25.0	25	4	18.5	4"	72	68	64	60	56	52	48	40
472	C05 BM6 30.0	30	5	22	4"	90	85	80	75	70	65	60	50
473	C07 BM6 40.0	40	7	30	4"	126	119	119	105	98	91	84	70
V8 BM7 Series						**DISCHARGE IN LPM**							
Sr	Model	H.P	Stage	K.W.	D.O.	700	900	1150	1300	1450	1600	1700	1750
474	C02 BM7 15.0	15	2	11	4"	40	38	36	32	28	24	20	16
475	C03 BM7 25.0	25	3	1805	4"	60	57	54	48	42	36	30	24
476	C04 BM7 30.0	30	4	22	4"	80	76	72	64	56	48	40	32
477	C05 BM7 40.0	40	5	30	4"	100	95	90	80	70	60	50	40
V8 BM10 Series						**DISCHARGE IN LPM**							
Sr	Model	H.P	Stage	K.W.	D.O.	1000	1300	1400	1600	1800	2000	2150	2300
478	C02 BM10 20.0	20	2	15	4"	40	38	36	32	28	24	20	16
479	C03 BM10 30.0	30	3	22	4"	60	57	54	48	42	36	30	24
480	C04 BM10 40.0	40	4	30	4"	80	76	72	64	56	48	40	32

Note : ➢ All pumps available in solar range (AC supply) ➢ V6 pumps from 3hp to 10hp available in single phase (on demand)

CABLE SELECTION CHART

LADA® POWER SAVER PUMPS

CABLE SELECTION CHART 415 Volts, 50 Hz, DOL Starter V4 & V6

Cable length in Mtrs	10	20	30	40	50	60	70	80	90	100	110	120	140	180	200	Above 200 mtrs
HP	Size of Cable in Sq.mm															
1	1.5	1.5	1.5	1.5	1.5	1.5	1.5	1.5	1.5							
1.5	1.5	1.5	1.5	1.5	1.5	1.5	1.5	1.5	1.5	1.5	1.5	1.5				
2	2.5	2.5	2.5	2.5	2.5	2.5	2.5	2.5	2.5	2.5	2.5	2.5	2.5	2.5	2.5	
3	2.5	2.5	2.5	2.5	2.5	2.5	2.5	2.5	2.5	2.5	2.5	2.5	2.5	2.5	2.5	
4	2.5	2.5	2.5	2.5	2.5	2.5	2.5	2.5	2.5	2.5	2.5	2.5	2.5	4	4	
5	2.5	2.5	2.5	2.5	2.5	2.5	2.5	2.5	2.5	4	4	4	4	4	4	
6	4	4	4	4	4	4	4	4	4	4	4	4	4	4	4	4
7.5	4	4	4	4	4	4	4	4	4	4	4	4	4	4	4	4
10	4	4	4	4	4	4	4	4	4	4	4	6	6	6	6	6

CABLE SELECTION CHART 415 Volts, 50 Hz, Star Delta Starter V6 & V8

Cable length in Mtrs	10	20	30	40	50	60	70	80	90	100	110	120	140	180	200	Above 200 mtrs
HP	Size of Cable in Sq.mm															
7.5	2.5	2.5	2.5	2.5	2.5	2.5	2.5	2.5	4	4	4	4	4	4	4	4
10	4	4	4	4	4	4	4	4	4	4	4	4	4	4	4	4
12.5	4	4	4	4	4	4	4	4	6	6	6	6	6	6	6	6
15	6	6	6	6	6	6	6	6	6	6	6	6	6	6	6	6
17.5	6	6	6	6	6	6	6	6	6	6	6	6	6	6	6	6
20	6	6	6	6	6	6	6	6	6	6	6	6	6	6	6	6
25	6	6	6	6	6	6	6	6	6	6	6	6	6	6	6	6
30	6	6	6	6	6	6	6	6	6	6	6	6	6	6	6	6

CABLE SELECTION CHART 1 Ph 220 Volts, 50 Hz, V3, V4, V6

Cable length in Mtrs	10	20	30	40	50	60	70	80	90	100	110	130	140	180	200	Above 200 mtrs
HP	Size of Cable in Sq.mm															
0.5	1.5	1.5	1.5	1.5	1.5	1.5	1.5									
0.75	1.5	1.5	1.5	1.5	1.5	1.5	1.5	1.5								
0.85	1.5	1.5	1.5	1.5	1.5	1.5	1.5	1.5								
1	1.5	1.5	1.5	1.5	1.5	1.5	2.5	2.5	2.5	2.5	2.5					
1.25	1.5	1.5	1.5	1.5	1.5	1.5	2.5	2.5	2.5	2.5	2.5					
1.5	2.5	2.5	2.5	2.5	2.5	2.5	2.5	2.5	2.5	2.5	2.5	2.5	2.5			
2	2.5	2.5	2.5	2.5	2.5	2.5	2.5	2.5	2.5	2.5	2.5	2.5	4	4	4	
2.5	2.5	2.5	2.5	2.5	4	4	4	4	4	4	4	4	4	4	4	
3	4	4	4	4	4	4	4	4	4	4	4	4	4	4	4	
4	4	4	4	4	4	4	4	4	4	4	4	4	4	4	4	
5	4	4	4	4	6	6	6	6	6	6	6	6	6	6	6	6
6	6	6	6	6	6	6	6	6	6	6	6	6	6	6	6	6
7.5	6	6	6	6	6	6	6	6	6	6	6	6	6	6	6	6

'V' Notch Chart

Height Over 'V' Notch	0.5"	0.75"	1"	1.25"	1.5"	2"	2.5"	3"	4"	4.5"	5"	6"	6.5"	7"	8"	10"
Discharge in LPM	1.6	4.5	9	16	25	50	86	135	276	370	480	755	920	1107	1541	2680

CAPACITOR SELECTION CHART

CAPACITOR SELECTION CHART FOR 1 Ph 220 Volts, 50 Hz, V3,V4,V5,V6, V8 Pumpsets		
HP	**Running Capacitor 440 Volts**	**Starting Capacitor 275 Volts**
0.35	25 mfd	120-150 mfd
0.5	25 mfd	120-150 mfd
0.75	36 mfd	120-150 mfd
0.85	36 mfd	120-150 mfd
1	36 mfd	120-150 mfd
1.25	36+25 mfd	120-150 mfd
1.5	36+25 mfd	120-150 mfd
2	36+36 mfd	150-200 mfd
2.5	36+36 mfd	150-200 mfd
3	50+50 mfd	150-200 mfd
4	50+50 mfd	150-200 mfd
5	100+50 mfd	250-300 mfd
6	180 mfd	250-300 mfd
7.5	230 mfd	250-300 mfd
10	280 mfd	250-300 mfd

LADA

POWER SAVER PUMPS











- Openwell Submersible Pump
- Monoblock Centrifugal Pumps
- Double Stage Monoblock Pumps
- Domestic Centrifugal Pumps
- Sewage Submersible Pumpset
- Vertical Openwell Submersible Pump
- Tractor Pumps (with Italian technology)
- Non-clog Pumps
- Jeevan Domestic Pumps

LADA
POWER SAVER PUMPS

OPENWELL SUBMERSIBLE PUMP

- SU Series
- LSU Series
- DRSU Series
- DS Series





LADA POWER SAVER PUMPS

Openwell Submersible Pump

Uses :

- Agriculture, Industry, High Rise Buildings, Building Construction

Salient features :

- Carbon steel thrust pad on both sides
- Stainless steel shaft
- Polyester wire
- Available in single phase & three phase
- Carbon bush bearing
- Dynamically balanced rotor



Horizontal Model
Upto 0.5 HP to 30 HP



Domestic Model

Water Rating Chart for 'SU' Series in Single Stage Horizontal Submersible Pumps (0.5HP to 7.5HP)

Sr. No.	Pump Type	HP	Size MM	Head in Meters																						
				6	8	11	12	15	16	18	19	21	22	24	25	26	28	30	32	33	35	39	41	48	50	56
1	0.5AS25HH SU	0.5	25	115	105	95	90	75	70	60	50	35														
2	1AS32HH SU	1	25			150	148	142	140	133	128	122	117	108	102	96	82	65	42	20						
3	1AS32SU	1	25				170	160	150	135	125	100	90	60	40											
4	1AS50SU	1	50	300	285	240	220	100																		
5	1.5AS50SU	1.5	40		570	500	410	320	300																	
6	2AS40 SU	2	40					240	230	220	210	185	170	130	110	90	30									
7	2AS50 LH SU	2	40						300	240	230	220	210	140	120											
8	2AS50HH SU	2	40								220	190	160	150	120	100	85	80								
9	2AS65SU	2	50		580	500	475	340	280																	
10	3AH50 LH SU	3	40					390	375	355	345	325	315	290	275	260	220	100								
11	3AH50HH SU	3	40											250	240	230	220	205	190	180	150	80				
12	3AM60 SU*	3	50				660	585	550	485	435	300														
13	3AH80SU*	3	65		950	840	790	600	400																	
14	5AH50HH SU	5	40/50								520	517	515	505	500	490	475	450	435	420	380	300	250			
15	5AH60 SU*	5	50					750	720	710	690	650	635	600	575	550	500	410	300							
16	5AM75SU*	5	65		1300	1230	1170	1020	960	860	805	690	600	430												
17	7.5AH50HH SU	7.5	40																330	327	320	308	300	250	210	60
18	7.5AH65SU	7.5	50										800	770	750	710	680	645	605	585	530	400	250			
19	7.5AH65HH SU	7.5	50														800	750	710	690	650	550	480	400		
20	7.5AH80SU*	7.5	65					1060	1050	1030	1010	990	950	900	875	850	785	700	600	550	400					
21	7.5AM90SU*	7.5	75				1550	1450	1390	1270	1200	1100	1020	825	710	600										

Discharge in LPM

- Above pumps are available in **Aluminum** and Copper Rotor.
- * Models are available in BEE standard rating.
- 0.5 HP to 2 HP available in Single Phase and Three Phase with **Aluminum** Rotor
- 3 HP to 10 HP available in **Aluminum** and Copper Rotor

Openwell Submersible Pump

Water Rating Chart for 'SU' Series in Single Stage Horizontal Submersible Pumps (10HP to 30HP)

Sr. No.	Pump Type	HP	Size MM	Head in Meters																									
				15	17	19	21	24	27	30	32	33	34	35	38	42	48	50	53	56	59	60	62	65	68	71	74	78
1	10AH50SU	10	40													450	400	385	340	280	225	200	100					
2	10AH65SU	10	50					880	860	850	840	830	815	800	740	650	300											
3	10AH65 HH-SU	10	50							950	930	925	920	900	850	800	700	660	500	320								
4	10AH80SU	10	65				1280	1250	1150	1040	970	940	900	810	400													
5	10AH90SU	10	80	1750	1700	1620	1530	1380	1210	990	750																	
6	12.5AH65SU	12.5	50						1030	1000	970	950	930	920	870	780	600	540	400									
7	12.5AH65HH SU	12.5	50														620	600	580	560	550	540	525	500	450	300		
8	12.5AH80SU	12.5	65				1300	1250	1200	1140	1090	1050	1040	1000	910	600												
9	12.5AH90SU	12.5	80		1860	1800	1770	1640	1470	1300	1060	920	780															
10	15AH65SU	15	50										1000	990	960	900	780	735	660	550	430	380						
11	15AH65HH SU	15	50															870	800	750	700	670	600	480	200			
12	15AH80SU	15	65								1320	1300	1260	1250	1160	1050	800	500										
13	15AH90SU	15	80			2000	1950	1840	1740	1620	1520	1475	1380	1280	800													
14	20AH65SU	20	50												1100	1050	970	950	910	870	810	800	740	690	630	550	460	300
15	20AH80SU	20	65											1520	1460	1400	1280	1230	1150	1045	900	800	500					
16	20AH90SU	20	80				2000	1960	1860	1760	1680	1640	1600	1560	1420	1220	700											
17	25AH80SU	25	65											1550	1520	1480	1450	1430	1400	1300	1250	1200	1100	900	600			
18	25AH100SU	25	80											2000	1800	1700	1530	1450	1330	1100								
19	25AH125SU	25	100	2750	2700	2650	2550	2400	2300	2200	2100	2050	2000	1900	1800	1500												
20	30AH100SU	30	80												2250	2190	2010	1930	1830	1710	1550	1500	1350	1100				
21	30AH125SU	30	100				3100	3050	3000	2920	2840	2800	2760	2710	2580	2390	2035	1870	1590									

Discharge in LPM

Water Rating Chart for 'L' Series in Submersible Pumps (3HP to 5HP)

Sr. No.	Pump Type	HP	Size MM	Head in Meters														
				08	10	12	15	17	19	21	23	24	27	28	30	32	33	35	37
1.	3AH50HHL SU	3	40					490	480	450	425	407	360	330	300	250	225	160	100
2.	3AM60L SU	3	50		720	700	670	615	585	560	490	400	375	260					
3.	3AM60HHL SU	3	50								500	480	450	430	380	290	220		
4.	3AM80L SU	3	65	1250	1180	1100	970	860	750	580									
5.	5AM60L SU	5	50				780	760	750	700	680	650	580	520	470	375	320	200	
6.	5AM80L SU	5	65			1170	1150	950	910	860	810	780	670	600	500				
7.	5AM90L SU	5	80		1500	1380	1250	1130	975	790	450	320							

Discharge in LPM

➢ Available in Single Phase and Three Phase with Copper and Alluminimum Rotor.

Water Rating Chart for 'L' Series in Submersible Pumps 5 HP (High Head)

Sr. No.	Pump Type	HP	Size MM	Head in Meters																										
				18	19	21	22	24	25	26	27	28	30	32	33	35	36	38	39	42	45	48	50	51	53	54	56	59	62	65
1.	5AH50HH LSU	5	40					450			425		405	390	385	365		335		280		190	140							
2.	5AM60HH LSU	5	50	570	565	552	545	530	522	515		498	475	445	425	375			150											
3.	7.5AH65HH LSU	7.5	50												750		720		680	640	580	460		400		280				
4.	10AH65HH LSU	10	50					840			820		800	790	780	765		750		720		665	645		600		550	460	340	60

Discharge in LPM



Openwell Submersible Pump

Water Rating Chart for "DR" pumps form 3 HP to 5HP

Sr. No.	Pump Type	HP	Size MM	Head in Meters																					
				8	11	12	15	16	18	19	21	22	24	25	26	28	30	32	33	35	39	41	48	50	56
1	3AH50HHDR SU	3	40/50							520	517	515	505	500	490	475	450	435	420	380	300	250			
2	3AM60DR SU	3	50				750	720	710	690	650	635	600	575	550	500	410	300							
3	3AM80DR SU	3	65	1300	1230	1170	1020	960	860	805	690	600	430												
4	5AH50HHDR SU	5	40															330	327	320	308	300	250	210	60
5	5AH60DR SU	5	50									800	770	750	710	680	645	605	585	530	400	250			
6	5AH60HHDR SU	5	50													750	725	700	680	650	550	500	400		
7	5AH80DR SU	5	65				1060	1050	1030	1010	990	950	900	875	850	785	700	600	550	400					
8	5AM90DR SU	5	75			1550	1450	1370	1270	1200	1100	1020	825	710	600										

Discharge in LPM

- Above pumps are available in Alluminium and Copper Rotor.
- Above pumps are available in Single Phase and Three Phase.

Water Rating Chart for "DR" pumps form 7.5 HP to 25 HP

Sr. No.	Pump Type	HP	Size MM	Head in Meters																								
				15	17	19	21	24	27	30	32	33	34	35	38	42	48	50	53	56	59	60	62	65	68	71	74	78	80
1	7.5AH50DR SU	7.5	40													450	400	385	340	280	225	150							
2	7.5AH65DR SU	7.5	50					880	860	850	840	830	815	800	740	650	300												
3	7.5AH65HHDR SU	7.5	50							950	930	915	900	890	850	795	675	625	530	375									
4	7.5AH80DR SU	7.5	65				1280	1250	1150	1040	970	940	900	810	400														
5	7.5AH90DR SU	7.5	80	1750	1700	1620	1530	1380	1210	990	750																		
6	7.5AH90HFDR SU	7.5	80		2000	1700	1500	1000																					
7	10AH65DR SU-E	10	50						1030	1000	970	950	930	920	870	780	600	540	400										
8	10AH65 HHDR SU	10	50														620	600	580	560	550	540	525	490	450	250			
9	10AH80DR SU-E	10	65				1300	1250	1200	1140	1090	1050	1040	1000	910	600													
10	10AH90DR SU-E	10	80		1860	1800	1770	1640	1470	1300	1060	920	780																
11	12.5AH65DR SU	12.5	50										1000	990	960	900	780	735	660	550	430	380							
12	12.5AH65HHDR SU	12.5	50															870	800	750	700	670	600	480	200				
13	12.5AH80DR SU	12.5	65					1500	1420	1360	1320	1290	1260	1250	1160	1050	800	500											
14	12.5AH90DR SU	12.5	80			2000	1950	1840	1740	1620	1520	1475	1380	1280	800														
15	12.5AH90 HFDR SU	12.5	80		2500	2300	2100	1900	1700	1000																			
16	15AH65DR SU	15	50												1100	1050	970	950	910	870	810	800	740	690	630	550	460	300	
17	15AH80DR SU	15	65											1520	1460	1400	1280	1230	1150	1045	900	830	700						
18	15AH90DR SU	15	80				2000	1960	1860	1760	1680	1640	1600	1560	1420	1220	700												
19	20AH80DR SU	20	65											1550	1520	1480	1450	1430	1400	1300	1250	1200	1100	900	600				
20	20AH100DR SU	20	80											2000	1800	1700	1530	1450	1330	1100									
21	20AH125DR SU	20	100	2750	2700	2650	2550	2400	2300	2200	2100	2050	2000	1900	1800	1500													
22	25AH 80DR SU	25	65													1540	1520	1500	1490	1480	1470	1460	1450	1440	1420	1410	1350	1300	1150
23	25AH 100DR SU	25	80												2250	2190	2010	1930	1830	1710	1550	1500	1350	1100					

Discharge in LPM

LADA
POWER SAVER PUMPS

Double Stage Openwell Submersible Pump

Salient features :

- From 1hp to 10hp
- Head range up to 76 meters
- Discharge from 15 L.P.M. to 475 L.P.M.



Water Rating Chart for 'DS' Series in Horizontal Submersible Pumps (1 HP to 10 HP)

Sr. No.	Pump type	HP	Outlet Size	Head in Meters																							
				12	15	17	19	21	24	27	30	31	32	33	35	38	42	45	48	50	55	60	62	65	72	76
1	1AS25DSHHSU	1	25	140	115	110	104	102	88	84	77	72	70	62	55	47	-									
2	1.5AS32DSSU	1.5	32		170	160	150	145	135	125	110	105	100	90	80	45										
3	1.5AS32DSHHSU	1.5	25				110	105	95	90	80	75	70	65	60	45	30	15								
4	2AS32DSSU	2	32				175	170	165	160	155	152	150	140	135	125	105	80	60	20						
5	2AS32DSHHSU	2	25					120	110	105	100	95	93	90	85	75	70	55	45	35	20					
6	3AH50DSSU	3	40						330	315	290	280	275	260	225	175	135	100	90							
7	5AH50DSSU	5	40												360	335	300	280	250	235	180	150				
8	7.5AH65DSSU	7.5	50														475	450	425	400	350	280	260	200	150	
9	10AH65DSSU	10	50																		425	375	350	320	200	150

Discharge in LPM

LADA
POWER SAVER PUMPS

MONOBLOCK CENTRIFUGAL PUMPS

- LVH Series
- DR Series
- DS/DSDR Series



Monoblock Centrifugal Pumps

Uses :

- Agriculture, Industries, Domestic Areas

Salient features :

- Can run on Low Voltage
- Pump replacement facility for higher or lower head
- Various models available from 0.5 Hp to 40 Hp



L-Series : 250 - 440 V / 50Hz - 3 ∅AC supply. Other Models 350 to 440 V

Sr. No.	2 Pole Monoblocks (2880 R.P.M.)			Head in Meters																										
	Pump Type	HP	Size mm	6	10	12	15	17	19	21	24	27	30	32	33	35	38	42	48	50	53	56	59	62	65	68	71	74	78
1	0.5AM25HH	0.5	25 x 25	120	110	105	85	70	45	10																			
2	1AL50	1	50 x 50	290	250	210	120																						
3	1AM32HH	1	32 x 25			148	140	133	128	122	108	95	65																
4	1AM40*	1	40 x 32				160	145	125	100	50																		
5	1.5AM40	1.5	40 x 40				260	250	240	220	160	95																	
6	1.5AM50	1.5	50 x 50		500	450	320																						
7	2AM40	2	40 x 32					225	220	218	215	60																	
8	2AH50HH	2	50 x 40				210	190	182	175	150	125	60																
9	2AH50LH	2	50 x 40				290	275	260	235	170																		
10	2AM65*	2	65 x 50		525	475	375	275																					
11	2AM80	2	80 x 65	850	700	550																							
12	3AH50HH	3	50 x 40								245	230	205	190	180	150	100												
13	3AH50LH	3	50 x 40						390	340	300	250	100																
14	3AM60*	3	65 x 50			650	585	520	435	300																			
15	3AM60HH*	3	65 x 50					525	460	350																			
16	3AM80*	3	80 x 65		850	790	600	400																					
17	5AH50HHL	5	50 x 40								500	480	440	420	400	380	340	250	190	140									
18	5AH60HHL*	5	65 x 50									450	435	425	410	375	275												
19	5AH60L*	5	65 x 50					715	680	650	600	525	420	300															
20	5AM75L*	5	75 x 65			1100	1050	980	860	790	490																		
21	7.5AH50HHL	7.5	50 x 40															320	270	240	170	60							
22	7.5AH65L*	7.5	65 x 50									700	645	605	585	530	440	150											
23	7.5AH80L*	7.5	80 x 65							990	920	840	750	660	620	400													
24	7.5AM90L*	7.5	100x75					1320	1245	1155	960	500																	
25	10AH50L*	10	50 x 40																360	350	315	280	240	180					
26	10AH65L*	10	65 x 50												850	800	720	650	465	300									
27	10AH80L*	10	80 x 65										1040	970	940	850	660												
28	10AH90L*	10	100x75							1465	1380	1275	1110	930	700														
29	12.5AH65L	12.5	65 x 50												900	870	820	790	660	600	425								
30	12.5AH80L*	12.5	80 x 65										1110	1050	1025	1000	910	700											
31	12.5AH90L*	12.5	100x75								1620	1520	1360	1200	1050														
32	15AH65HHL	15	65 x 50																		870	800	700	600	480	325			
33	15AH65L	15	65 x 50																800	755	625	525	400						
34	15AH80L*	15	80 x 65													1180	1140	1030	800	710									
35	15AH90L*	15	100x75									1700	1620	1520	1475	1320	1000												
36	15AH90HFL	15	100x75					2500	2300	2100	1900	1700	1000																
37	20AH65	20	65 x 50																			900	840	800	740	650	570	470	300
38	20AH80*	20	80 x 65																1200	1180	1120	1044	925	720					
39	20AH90*	20	100x75											1750	1710	1620	1470	1215	600										
40	20AH125	20	125x100						2350	2280	2210	2175	2150	2075	2050	2000	1700	1200											
41	25AH100	25	100x75														1750	1700	1600	1450	1300	1050							
42	25AH125	25	125x100								2550	2400	2350	2300	2250	2200	1800	1600	1400										
43	30AH100	30	100x75															1750	1700	1650	1620	1580	1550	1480	1380				
44	30AH125	30	125x100										2400	2350	2340	2300	2280	2000	1000										
45	40AH125	40	125x100																			2350	2310	2250	2040	1790			

Discharge in LPM

- 3 HP to 40 HP are available in Low-voltage LVH Series (250 to 440V).
- Single ∅ 460 and 230 V Monoblock Pumps are also available from 0.5 HP to 5 HP
- 50 x 40 Models are available in 50 x 50
- *BIS and Star rating models are available.

Monoblock Centrifugal Pumps

Water Rating Chart for 'DRL' & 'DR' Series in Monoblock Centrifugal Pumps (250V to 440V)
DRL Series - 3HP to 12.5 HP and DR Series - 15HP to 25 HP



Sr. No.	2 Pole Monoblocks (2880 R.P.M.)			Head in Meters																						
	Pump Type	HP	Size MM	12	15	17	19	21	24	27	30	32	33	35	38	42	48	50	53	56	59	62	65	68	71	74	78
1	3AM60DR	3	65X50					650	600	525	420	350	250														
2	3AM80DR	3	80X65	1100	1050	1000	950	700	450																		
3	5AH50HHDRL	5	50X40													320	270	240	170	60							
4	5AH65DRL	5	65X50							700	645	605	585	530	440	150											
5	5AH65HHDR	5	65X50						710	700	690	660	640	580	550	450	400										
6	5AH80DRL	5	80X65					990	920	840	750	660	620	400													
7	5AH90DRL	5	100x75			1320	1245	1155	960	500																	
8	7.5AH50DRL	7.5	50X40														360	350	315	280	240	180					
9	7.5AH65DRL	7.5	65X50												720	650	465	350									
10	7.5AH65HHDR	7.5	65X50							900	890	880	870	855	850	750	550	500	480								
11	7.5AH80DRL	7.5	80X65								1040	970	940	850	660												
12	7.5AH90DRL	7.5	100x75					1465	1380	1275	1110	930	700														
13	7.5AH90HFDRL	7.5	100x75			1700	1450	1150	500																		
14	10AH65DRL	10	65X50										900	870	820	790	660	600	425								
15	10AH65HHDR	10	65X50														575	560	555	520	500	480	450	380	300		
16	10AH80DRL	10	80X65											1000	910	700											
17	10AH90DRL	10	100x75						1620	1520	1360	1200	1000														
18	10AH90HFDRL	10	100x75					1650	1300	600																	
19	12.5AH65DRL	12.5	65X50														800	775	650	525	440						
20	12.5AH65HHDRL	12.5	65X50															900	870	800	700	600	480	325			
21	12.5AH80DRL	12.5	80X65												1140	1040	720	550									
22	12.5AH90HFDR	12.5	100x75			2500	2300	2100	1900	1700	1000																
23	12.5AH90DRL	12.5	100x75							1700	1620	1520	1475	1320	1000												
24	15AH65DR	15	65X50																	900	840	800	740	650	570	470	300
25	15AH65CD	15	65X50																			650	630	610	590	560	550
26	15AH80DR	15	80X65															1150	1120	1044	925	720					
27	15AH90DR	15	100x75									1755	1710	1600	1430	1150	600										
28	20AH100DR	20	100x75													1650	1600	1450	1300	1200							
29	25AH100DR	25	100x75														1700	1650	1620	1580	1520	1450	1250				

Discharge in LPM

➢ Above 12.5 HP to 20 HP, 250 V to 440 V LVH Series Available.

Water Rating Chart for 1440 RPM Monoblock Pumps (3 HP to 5 HP)

Sr. No.	4 Pole Monoblocks (1440 R.P.M.)			Head in Meters								
	Pump Type	HP	Size MM	7	8	9	10	12	14	15	16	17	18
1	3BM65 E	3	65X50		800	780	750	700	600	500	400		
2	3BL100 E	3	100X100	1350	1300	650							
3	5BM75	5	75X65					1150	1040	910	850	810	600
4	5BL100	5	100X100		1650	1550	1485	1360	900				

Discharge in LPM



LADA®
POWER SAVER PUMPS

Double Stage Monoblock Pumps



Uses :

- Ideal for large waterways and large residential complexes

Salient features :

- Various models available up to 30 HP. Operates up to 100m head
- Head Range 10m to 98 meters
- Discharge from 15 L.P.M. to 1210 L.P.M.

Water Rating Chart for 'DS' Series - 2 Stage Monoblock Pumps (1HP to 30HP)

Sr. No.	Pump Type	HP	Size MM	Head in Meters																		
				10	15	20	25	30	35	40	45	50	55	60	62	65	72	75	80	85	90	98
1	1AH32DS*	1	32 X 32		145	122	95	50														
2	1AH25DSHH*	1	25 X 25	120	115	103	92	77	55	20												
3	1.5AH32DSHH*	1.5	32 X 25			105	95	80	60	40	15											
4	1.5AH32DS*	1.5	32 X 32		135	130	115	100	70													
5	2AH32DSHH*	2	32 X 25			120	110	100	85	70	55	35	20									
6	2AH32DS*	2	32 X 32				140	130	125	110	90	55										
7	3AH50DS	3	50 X 40				325	300	250	200	120											
8	5AH50DS	5	50 X 40						300	290	280	260	225	150								
9	7.5AH65DS	7.5	65 X 50							420	400	365	325	290	250	200	150					
10	10AH65DS	10	65 X 50										475	450	425	375	250	150				
11	15AH65DS	15	65 X 50										650	625	600	565	470	425	325	150		
12	20AH65DS	20	65 X 50												775	750	685	660	610	550	500	320
13	25AH80DS	25	80 X 65												1050	1000	900	800	550			
14	30AH80DS	30	80 X 65													1210	1115	1075	950	700		

Discharge in LPM

- *Above pumps are available in Single Phase and Three Phase.

Water Rating Chart for 'DSDR' Series - 2 Stage Monoblock Pumps (5 HP to 25 HP)

Sr. No.	Pump Type	HP	Size MM	Head in Meters												
				40	45	50	55	62	65	72	75	80	85	90	95	98
1	5AH65DSDR	5	65 X 50	420	400	365	325	250	200	150						
2	7.5AH65DSDR	7.5	65 X 50				475	425	375	250	150					
3	12.5AH65DSDR	12.5	65 X 50				650	600	565	470	425	325	150			
4	15AH65DSDR	15	65 X 50					775	750	685	660	610	550	500	425	320
5	20AH65DSDR	20	65 X 50						800	750	730	720	710	700	625	550
6	20AH80DSDR	20	80 X 65					1050	1000	900	800	550				
7	25AH80DSDR	25	80 X 65						1210	1115	1075	950	700			

Discharge in LPM

LADA
POWER SAVER PUMPS

SEWAGE
SUBMERSIBLE PUMPSET



Sewage Submersible Pumpset

Uses :

- Dewatering of 30 mm to 50 mm sludge / mud particles
- Muddy Water Pumping Submersible Pump



Sewage Openwell Submersible Pump (Non - Clog Pump)

Sr. No.	Pump Models	HP	Size MM	Head in Meters																		
				2	3	4	6	8	9	10	12	14	15	16	17	18	20	22	23	24	26	27
1	1AS50SU-E-SWV	1	50	500	475	450	360	260	200	100												
2	1.5AS50SU-E-SWV	1.5	50		520	500	410	320	270	200	100												
3	3AH65SU-E SWV	3	65				550	500	450	400	300	200	100									
4	5AH80SU-E SWV	5	80			950	830	600	500	425	350	275	200	190	180							
5	7.5AH80SU-E SWV	7.5	80					1100	1000	900	800	700	650	600	500	400	300	200				
6	10AH80SU-E SWV	10	80						1400	1350	1300	1280	1250	1200	1150	1100	900	650	500	400	300	200

Discharge in LPM

LADA
POWER SAVER PUMPS

VERTICAL OPENWELL SUBMERSIBLE PUMP





LADA®
POWER SAVER PUMPS

Vertical Openwell Submersible Pump



Uses :

- High Rise Buildings, Building Construction

Salient features :

- From 5hp to 25 hp
- Head range up to 125 meters
- Discharge from 100 L.P.M. to 1600 L.P.M.

Vertical Submersible Pumps (5HP to 7.5HP)

				Head in Meters																				
Sr	Pump Model	HP	Size (mm)	10	12	14	18	20	23	26	30	35	40	46	48	55	60	64	68	70	75	82	88
01	5AM65V3SU	5	65								600	560	520	460	400	300	100						
02	5AH65DRV4SU	5	65								600	550	500	450	420	350	300	220	100				
03	7.5AH65V3SU	7.5	65		650	645	635	630	625	620	610	600	575	560	550	475	440	400	350	300			
04	7.5AH65HHV3SU	7.5	65				660	650	645	640	630	610	600	590	580	520	460	420	400	380	300		
05	7.5AH65V4SU	7.5	65					700	685	670	630	600	560	540	510	450	400	360	330	300	230		
06	7.5AH65DRV4SU	7.5	65										600	570	550	500	480	430	380	350	300	100	
07	7.5AH65DRV6SU	7.5	65											600	580	550	520	480	440	420	380	320	200

Discharge in LPM

Vertical Submersible Pumps (10HP to 25HP)

				Head in Meters																									
Sr	Pump Model	HP	Size (mm)	14	18	20	30	32	40	41	44	46	48	55	63	64	65	68	70	75	81	86	90	100	105	110	120	125
08	10AH65V3SU	10	65			770	700	690	665	660	650	640	625	535	480	430	360	280	240	275								
09	10AH65V4SU	10	65								900	830	820	740	630	610	590	550	500	400	200							
10	10AH65DRV4SU	10	65	1150	1130	1100	1030	1015	950	970	900	870	840	750	700	650	630	610	590	450	160							
11	10AH65V6SU	10	65												600	590	580	560	540	500	470	430	390	320	280			
12	10AH65DRV6SU	10	65											580	560	540	530	520	510	480	450	410	400	320	270	170		
13	12.5AH65V4SU	12.5	65			740	700	695	680	675	670	660	650	620	590	560	540	530	510	470	400	320	300					
14	12.5AH65V6SU	12.5	65														600	590	580	540	510	490	460	400	350	350	200	
15	12.5AH80DRV4SU	12.5	80					1000	970	950	900	850	820	800	730	710	690	650	600	520	340	200						
16	15AH65V4SU	15	65			740	720	715	700	695	690	685	680	650	635	620	610	605	600	560	540	470	450	320				
17	15AH65V6SU	15	65																600	580	540	515	500	450	435	380	330	250
18	15AH80V2SU	15	80		1200	1190	1170	1165	1080	1040	1000	960	925	760	650	550												
19	15AH80DRV4SU	15	80									1000	970	940	870	850	840	790	760	730	500	520	490					
20	15AH100V2SU	15	100		1550	1520	1370	1310	1060	900	750	610	500															
21	20AH80V3SU	20	80						1150	1130	1110	1095	1080	1000	950	900	870	840	810	750	650	480	400					
22	20AH80V6SU	20	80															900	870	840	805	760	730	660	640	590	490	
23	20AH80DRV4SU	20	80							1200	1160	1100	1070	1040	1010	1000	990	960	930	870	800	740	680	500	400			
24	20AH100V2SU	20	100				1600	1550	1310	1270	1230	1190	1160	950	720	500												
25	20AH100V3SU	20	100																1100	1000	850	550	400					
26	25AH100V2SU	25	100				1500	1490	1460	1455	1450	1445	1440	1410	1300	1200	1140	1080	1000	840	280							

Discharge in LPM

LADA
POWER SAVER PUMPS

TRACTOR
PUMP
(with Italian Technology)





LADA® POWER SAVER PUMPS

Tractor Pumps (with Italian technology)

Salient features :

- Use for tractors where there is no electricity
- P.T.O. Can be attached to tractor with the help of bracket by connecting shaft
- First Indian pump with Italian technology gear box
- Can be used on trolley or tractor
- Easy to fetch water from river or canal with tractor attachment
- Available with coupling and bracket pump at separate cost



Tractor pumps

Sr. No.	Pump Type	HP	Size MM	Head in Meters																				
				17	21	24	27	30	32	33	35	38	42	48	50	53	56	59	62	65	68	71	74	78
1	TG-15AH65	15	65x50													870	800	700	600	480	325			
2	TG-15AH80	15	80x65									1140	1030	800	710									
3	TG-15AH90HF	15	90x80	2300	2050	1800	1500	1000																
4	TG-15AH100	15	100x80				1700	1620	1520	1475	1320	1000												
5	TG-20AH65	20	65x50														1000	950	880	800	700	600	530	350
6	TG-20AH80	20	80x65												1180	1120	1044	925	720					
7	TG-20AH100	20	100x80						1755	1710	1620	1470	1215	600										
8	TG-25AH100	25	100x80									1750	1650	1500	1450	1200	1050							
9	TG-30AH100	30	100x80										1750	1680	1650	1600	1550	1510	1480	1380				

Discharge in LPM

LADA
POWER SAVER PUMPS

NON-CLOG
PUMP





Non-clog Pumps

Uses :

- Building, Building Construction, Dewatering, Public Facility Industry, Water Treatment Plants, Agriculture And Irrigation



Performance of LSP self-priming coupled pumps at rated frequency

Pump model	Power Rating		Pipe size (mm)		Impeller Dia.(mm)	Total Head in meters																		Solid handling size(mm)	Rated speed (R.P.M.)
						6	8	10	12	14	15	16	18	19	20	22	24	25	26	28	30	32	34	35		
	kW	HP	Suc.	Del.		Capacity in Liter/Second																			
Motor Coupled																									
LSP1-40	0.75	1.0	40	40	120	5.0	4.0	3.3	2.4	0.8	-	-	-	-	-	-	-	-	-	-	-	-	-	8.0	2820
LSP2-40	1.5	2.0	40	40	140	-	5.5	5.0	4.5	3.8	3.3	2.8	1.7	1.0	-	-	-	-	-	-	-	-	-	9.0	2860
LSP3-50	2.2	3.0	50	50	150	-	8.3	7.9	7.3	6.7	6.3	6.0	5.0	4.4	3.9	2.8	1.3	0.8	-	-	-	-	-	11.0	2900
LSP5-80L	3.7	5.0	80	80	180	-	18	16.5	14.2	10.3	8.7	6.0	-	-	-	-	-	-	-	-	-	-	-	15.0	1440
LSP5-80H	3.7	5.0	80	80	-	-	-	-	-	-	-	-	-	11.0	10.6	9.3	8.5	8.0	7.3	6.3	4.8	2.5	-	8.0	2900
LSP7.5-80	5.5	7.5	80	80	180	-	-	-	-	-	-	-	-	16.7	16.2	15.3	14.5	14.0	13.3	11.7	10.0	8.3	6.0	5.0	15.0	2920
LSP10-100	7.5	10.0	100	100	290	-	-	-	-	-	25	23	21.8	21.0	20	17	12.7	10	6.7	-	-	-	-	-	20.0	1460
LSP14-100	11.2	15	100	100		-	-	-	-	-	-	32.6	28.3	27.3	25	23.2	18.6	15.8	13.3	10.6	-	-	-	-	24.0	1460

Performance of LSPM self-priming monoblock pumps at rated frequency

Pump Model	Power Rating		Pipe size (mm)		Total Head in meters																Solid handling size (mm)	Rated speed (R.P.M.)
					6	8	10	12	14	15	16	18	19	20	22	24	25	26	28	30	32	
	kW	HP	Suc.	Del.	Capacity in Liter/Second																	
LSPM1-40	0.75	1.0	40	40	5.0	4.0	3.3	2.4	0.8	-	-	-	-	-	-	-	-	-	-	-	-	8.0	2820
LSPM2-40	1.5	2.0	40	40	-	5.5	5.0	4.5	3.8	3.3	2.8	1.7	1.0	-	-	-	-	-	-	-	-	9.0	2860
LSPM3-50	2.2	3.0	50	50	-	8.3	7.9	7.3	6.7	6.3	6.0	5.0	4.4	3.90	2.80	1.30	0.8	-	-	-	-	15.0	2860
LSPM5-80L	3.7	5.0	80	80	-	18.0	16.5	14.2	10.3	8.70	6.0	-	-	-	-	-	-	-	-	-	-	15.0	1440
LSPM5-80H	3.7	5.0	80	80	-	-	-	-	-	-	-	-	11.0	10.6	9.3	8.5	8.0	7.3	6.3	4.8	2.5	8.0	2900

Note : Performance applicable to liquid of specific gravity 1 and viscosity as of water.

LADA
POWER SAVER PUMPS

JEEVAN DOMESTIC PUMPS

- Jeevan Self Priming Pumps
- Jeevan Eco Openwell Pumps
- Jeevan Centrifugal Monoblock Pumps
- Jeevan Pressure Booster Pumps



Jeevan Domestic Pumps

Uses :
- Building Construction, High Rise Buildings, Hotels

Salient features :
- Head range from 4 to 60 meters
- Discharge from 300 L.P.H. to 3750 L.P.H.



Jeevan Self Priming Pump

Sr. No.	Model	HP	Head in Meters															
			4	8	12	16	20	24	26	28	32	36	40	44	48	52	56	60
1	J-25	0.25	1800	1620	1380	1140	900	600	400	300								
2	J-45	0.50	1900	1700	1590	1350	1050	770	450									
3	J-45+	0.50	1765	1590	1370	1135	895	620	440									
4	J-48	0.50	1820	1650	1550	1250	1000	650	600	500								
5	J-49	0.50	1900	1750	1500	1300	1050	750	650	550								
6	J-50	0.50	2160	1860	1620	1380	1140	900	800	660	480							
7	J-51C	0.50	2700	2580	2180	1850	1600	1340	1200	1050	800	400						
8	J-54	0.50	3300	2880	2580	2340	2040	1800	1720	1500	1260	1020	660					
9	J-40	0.50	1750	1610	1370	1170	860	620	400	300								
10	J-75	0.75		2560	2500	2320	2080	1900	1780	1660	1480	1180	1000	760				
11	J-100	1	2700	2610	2550	2370	2120	1960	1810	1720	1530	1230	1050	795	650			
12	J-101	1	3750	3680	3570	3440	3280	3050	2960	2780	2500	2160	1870	1600	1250	930	650	500
13	J-104	1	2100	1820	1600	1360	1140	910	800	700	400							
14	J-105	1	3400	3120	2640	2420	2000	1790	1570	1340	1120	1020	550					
15	J-106	1	2700	2580	2180	1850	1600	1340	1200	1050	800	400						
16	J-106+	1	2780	2510	2230	1930	1650	1390	1240	1100	780	460						

Discharge in LPH

Jeevan Self Priming Pump

Sr. No.	Model	HP	Head in Meters															
			4	8	12	16	20	24	26	28	32	36	40	44	48	52	56	60
1	J-52/52C	0.50	3000	2820	2280	2040	1800	1560	1320	1020	600							
2	J-102	1	2700	2650	2410	2150	2090	1820	1790	1585	1220	1083	850	550	300			
3	J-102E	1	2730	2460	2200	1955	1725	1460	1310	1165	800	400						

Discharge in LPH

Magic Suction

Sr. No.	Model	HP	Head in Meters															
			4	8	12	16	20	24	26	28	32	36	40	44	48	52	56	60
1	J-55	0.50	1850	1650	1400	1250	850	480										
2	J-109	1	2090	1980	1750	1560	1350	1200	1150	980	660	460						
Slow Speed Self Priming Pump																		
3	J-111D	1		3400	3000	2700	2300	2160	2000	1800	1660	1450	1150	930	600			

Discharge in LPH



LADA POWER SAVER PUMPS

Jeevan Domestic Pumps



Uses :

- Building Construction, High Rise Buildings, Hotels

Jeevan Eco Openwell Submersible Pumps

Sr. No.	Model	HP	Head in Meters										
			12	16	18	20	24	26	28	32	34	36	38
1	0.5AS25HHSU	0.5	126	96	75								
2	1AS32J-SU-3 Mtr	1	158	150	137	112	48						
3	1AS32HHSUE	1		153	142	132	109	93	72				
4	1.5AS32HHSUE-3Mtr	1.5				144	132	123	113	86	68	44	22

Discharge in LPM

Models can be supplied with 10mtr cable & panel box

Jeevan Centrifugal Monoblock Pump

Sr. No.	Model	HP	Head in Meters												
			6	8	10	12	14	16	18	20	22	24	26	28	30
1	0.5AS25HH	0.5				125	110	90	65	35					
2	0.5AS25HH-N	0.5			101	100	99	98	92	62					
3	0.5AS25HH-ECO	0.5		97	96	95	92	68	36						
4	1AS 25 HH-ECO-J	1			100	95	95	95	95	95	80	48			
5	1AS32HH	1			115	110	105	102	100	96	94	90	85	65	23
6	1AS40-J-CI	1			274	270	250	215	170						
7	1AS50-J-CI	1		490	430	330	180								
8	1.5AS40-J	1.5			456	420	366	306	240	120					
9	1.5AS50-J	1.5		474	432	390	336	282	216	90					
10	1.5AS65-J	1.5		516	456	408	354	276	150						
11	2AS50 JE (50x40)	2			456	420	366	306	240	120					
12	2AS50-J	2		432	408	378	345	306	352	192	60				
13	2AS65-J	2		630	580	550	520	440	360	240					
14	2AS65-JE	2		516	456	408	354	276	150						
15	2AS80-J	2	920	830	740	550									
16	3AS50JE	3		432	408	378	345	306	252	192	60				
17	3AS65JE	3		630	580	550	520	440	360	240					
18	3AS80JE	3	920	830	740	550									

Discharge in LPM

Jeevan Slow Speed Self Priming Pump

Sr. No.	Model	HP	Head in Meters															
			3	6	9	12	15	18	21	24	27	30	33	36	39	42	45	48
1	0.5BS25	0.5	2500	2300	2100	1900	1700	1550	1300	1100	900	600	400	Discharge in LPH				

Jeevan Cetrifugal Pump 2.0 hp

Sr. No.	Model	HP	Head in Meters														
			3	6	9	12	15	18	20	21	24	27	30	33	36	39	42	45
1	2AS50-2PH	2				350	330	240	200	160								
2	2AS65-2PH	2			600	540	450	360	270		Discharge in LPM							
3	2AS80-2PH	2		920	790	550												

LADA
POWER SAVER PUMPS

PRESSURE BOOSTER PUMPS





LADA®
POWER SAVER PUMPS

Pressure Booster Pumps

Uses :

- Domestic Small & Big Bungalows, Multistorey Buildings, Hotels & Malls Hospitals, Building Construction, Dewatering, Public Facility Industry











Pressure Booster Pump

HORIZONTAL MULTI-STAGE PRESSURE BOOSTER PUMP WITHOUT ACCESSORIES (SINGLE PHASE)									
Sr	Model	K.W.	H.P.	PIPE SIZE	NO.OF.	MAX	HEAD RANGE IN MTRS		DISCHARGE IN LPM	
				IN MM	STAGES	PRESSURE	MIN	MAX	MAX	MIN
1	MGB001-LPB-0.5	0.55	0.8	25 x 25	3	3 BAR	17	25	88	39
2	MGB002-LPB-1.0	0.75	1	25 x 25	4	4 BAR	16	35	95	26
3	MGB003-LPB-1.5	1	1.5	25 x 25	5	5 BAR	18	45	92	30
4	MGB004-LPB-2.0	1.5	2	25 x 25	6	6 BAR	14	55	97	40

CABLE SELECTION CHART

For 415V Openwell submersible pumps with Direct on Line starting

Sr. No.	HP		Cable Size in Sq.mm				
			1.5	2.5	4	6	10
1	1	Total cable length in meters	180	300	-	-	-
2	1.5		170	280	-	-	-
3	2		160	270	-	-	-
4	3		110	180	280	-	-
5	5		-	110	170	250	-
6	7.5		-	80	125	180	300
7	7.5 DR		-	-	105	150	260

For 415V Openwell submersible pumps with Star Delta starting

Sr. No.	HP		Cable Size in Sq.mm				
			1.5	2.5	4	6	10
1	10	Total cable length in meters	-	100	150	225	-
2	12.5		-	80	120	180	290
3	15		-	-	100	145	245
4	20		-	-	-	120	180
5	25		-	-	-	100	160
6	30		-	-	-	90	150

For 230V Single phase Openwell submersible pumps

Sr. No.	HP	Max. Current in Amp.		Cable Size in Sq.mm					Start Capacitor	Run Capacitor
				1.5	2.5	4	6	10		
1	0.5	6	Total cable length in meters	75	125	-	-	-	-	25µF/440V
2	1	8		50	80	120	-	-	-	30µF/440V
3	1	8		50	80	120	-	-	-	46µF/440V
4	1.5	9.5		-	70	110	150	-	-	60µF/440V
5	2	10		-	70	110	150	-	-	60µF/440V
6	2 HH*	13		-	60	90	140	-	-	70µF/440V
7	3	15.5		-	60	120	160	-	200-250µF/275V	90µF/440V
8	5	25.5		-	-	60	90	140	200-250µF/275V	120µF/440V

HH* - High Head

For 230V Single phase Monoblock pumps

Sr. No.	HP	Max. Current in Amp.		Cable Size in Sq.mm						Run Capacitor
				1	1.5	2.5	4	6	10	
1	0.5	3	Total cable length in meters	30	55	85	-	-	-	10µF/440V
2	1	5.7		-	60	100	150	-	-	20µF/440V
3	1.5	9		-	30	70	105	135	-	40µF/440V
4	2	10		-	-	60	100	120	-	50µF/440V
5	3	14		-	-	50	75	105	130	40µF/440V
6	5	22		-	-	-	55	85	120	120µF/440V

Conversion Table

Flow Rate

Litre Per Second L/s	Litre Per Minute L/min	Cubic Meter Per Hour m^3/hr	Cubic Foot Per Hour ft^3/hr	Cubic Foot Per Minute ft^3/min	Imp.gallon Per Minute Imp.gal/min	US gallon Per Minute US gal/min	US barrel Per Day US barrel/d (Petroleum)
1.000	60.000	3.600	127.133	2.118	13.200	15.850	543.439
0.017	1.000	0.060	2.118	0.035	0.220	0.264	9.057
0.278	16.667	1.000	35.314	0.588	3.666	4.403	150.955
0.008	0.472	0.028	1.000	0.016	0.104	0.125	4.275
0.472	28.317	1.699	60.000	1.000	6.229	7.480	256.475
0.076	4.546	0.272	9.632	0.160	1.000	1.201	41.175
0.063	3.785	0.227	8.020	0.133	0.833	1.000	34.286
0.002	0.110	0.006	0.233	0.003	0.024	0.029	1.000

Liquid

Cubic Meter m^3	Litre L	Mililitre mL	Imp.gallon imp.gal	US gallon US gal	Cubic Foot ft^3
1.000	1000	1×10^6	220	264.2	35.3147
0.001	1.000	1000	2.22	0.2642	0.0353
1×16^{-8}	0.001	1.000	2.2×10^{-4}	2.642×10^{-4}	3.53×10^{-5}
0.00455	4.546	4546	1.000	1.201	0.1605
0.00378	3.785	3785	0.8327	1.000	0.1337
0.0283	28.317	28.317	6.2288	7.4805	1.000

Liquid Head and Pressure

Newton Per Square Meter $N/m^2(Pa)$	Kilo Pascal kPa	bar	Kilogram Force Per Square centimeter kgf/cm^2	Pound Force Per Square inch psi	Foot for Water ft H_2O	Meter of Water mH_2O	Milimeter of Mercury mm/Hg	Inch of Mercury In Hg
1.000	0.001	1×10^{-5}	1.02×10^{-5}	1.45×10^{-4}	3.35×10^{-4}	1.02×10^{-4}	0.0075	2.95×10^{-4}
1000	1.000	0.010	0.0102	0.145	0.335	0.102	7.5	0.295
1×10^5	100	1.000	1.020	14.5	33.52	10.2	750.1	29.53
98.067	98.070	0.981	1.000	14.22	32.81	10	735.6	28.96
6895	6.895	0.069	0.0703	1.000	2.31	0.703	51.72	2.036
2984	2.984	0.030	0.0305	0.433	1.000	0.305	22.42	0.882
9789	9.789	0.098	0.100	1.42	3.28	1.000	73.42	2.891
133.3	0.133	0.001	0.0014	0.019	0.045	0.014	1.000	0.039
3386	3.386	0.033	0.0345	0.491	1.133	0.0345	25.4	1.000

Length

Milimeter mm	Centimeter cm	Meter m	Inch in	Foot ft	Yard yd
1.000	0.1	0.001	0.0394	0.0033	0.0011
10	1.000	0.01	0.3937	0.0328	0.0109
1000	100	1.000	39.3701	3.2808	1.0936
25.4	2.54	0.0254	1.000	0.0833	0.028
304.8	30.48	0.3048	12	1.000	0.3333
914.4	91.44	0.9144	36	3.000	1.000

Temperature

To Convert From	To	Use Formula
Temperature Celsius, tc	Temperature Kelvin, tk	tk = tc + 273.15
Temperature Fahronheit, tf	Temperature Kelvin, tk	tk = (tf + 459.67) / 1.8
Temperature Celsius, tc	Temperature Fahrenheit, tf	tf = 1.8 tc + 32
Fahrenheit, tf	Temperature Celsiu, tc	tc = (tf - 32) / 1.8
Temperature Kalvin, tk	Temperature Celsius, tc	tc = tk + 273.15
Temperature Kolvin, tk	Temperature Fahrenheit, tf	tf = 1.8 tk - 459.67

Mass

Kilogram kg	Pound lb	Hundred Weight (cwt)		Ton long tn	Short Ton sh tn
1.000	2.205	0.0197	0.001	9.84×10^{-4}	0.0011
0.454	1.000	0.0089	4.54×10^{-4}	4.46×10^{-4}	5.0×10^{-4}
50.802	112	1.000	0.0508	0.05	0.056
1000	2204.6	19.684	1.000	0.9842	1.1023
1016	2240	20	1.0161	1.000	1.102
907.2	2000	17.857	0.9072	0.8929	1.000

HP	W	kW
1(Si)	746	0.746
1(Metric)	7.36	0.736

Gallery











LADA
FILL PURE (DRINKING) WATER IN MOTOR BEFORE STARTING THE PUMP

FRONTIER


Gallery



Notes

Notes

LADA POWER SAVER PUMPS

3 Core Flat Cables
For Submersible Pump Motors

3 Core Flat Cables are manufactured for critical space requirement, protection against indefinite immersion in water under specified conditions, protection against rain-water and against ingress of small solid foreign bodies.

3 Core Flat Cables are produced from best quality electrolytic copper, which is drawn, annealed on-line and bunched on automatic machines to ensure flexibility and uniform resistance. The conductors are insulated with a special grade of PVC on sophisticated co-extrusion lines.

Outer sheath consists of highly abrasion resistant PVC compound impervious to grease, oil and water etc.



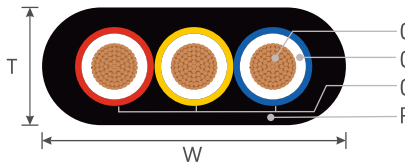

100% COPPER **PURE COPPER CORRECT GAUGE**

3 Core Flat Cables (as per IS 649)

IS 8034 CM/L 2288058

3 Core flat Cables are having the same features of Submersible Cables as given above. These are having minimum insulation and sheathing thickness as specified in the IS 694

Conductor		Insulation	Sheath		Conductor Resistance @20°C (Max.) Ohms/km	Current Carrying Capacity @40°C Amps
Area (Nom.) Sq. mm.	No./dia. of stands mm.	Thickness (Nom.) mm	Overall dimensions			
			Thickness (Nom.) mm	Size (Approx.)(WxT) mm		
1.5	22/0.3	0.8	1.1	12.4 x 6.4	12.10	16
2.5	36/0.3	0.9	1.2	14.30 x 6.8	7.41	22
4.0	56/03	1	1.3	14.75 x 6.9	4.95	29

3 Core Flat Cables (generally conforming to IS : 649)

Conductor		Insulation	Sheath		Conductor Resistance @20°C (Max.) Ohms/km	Current Carrying Capacity @40°C Amps
Area (Nom.) Sq. mm.	No./dia. of stands mm.	Thickness (Nom.) mm	Overall dimensions			
			Thickness (Nom.) mm	Size (Approx.)(WxT) mm		
6	84/0.3	1.1	1.4	17.9 x 8.0	3.30	37
10	80/0.4	1.3	1.6	23.5 x 10.4	1.91	51
16	126/0.4	1.4	1.8	27.4 x 12.0	1.21	68
25	196/0.4	2	2.2	35.4 x 15.3	0.78	86
35	495/0.3	2.1	2.2	35.4 x 16.7	0.554	110

Salient Features

- Product Range: 1.5 Sq. mm to 6.0 Sq. mm
- Conforms to IS 694
- Continuous current conductor temperature : 70° C
- Specially formulated PVC compound
- Better abrasion and impact resistance
- Higher current carrying capacity

LADA®

POWER SAVER PUMPS



Branches:

Laxmi Drucken Komponents Pvt. Ltd.
C - 44 to 48, MIDC, Chincholi, Solapur 413255 Maharashtra, India.
Mob.+91 9921067800 | **E-mail:** ldkindia@ldkpump.com

Kochi Branch
Mob. 9447167723, 9846036852 **Tel:** 0484-2108377 Fax: 2424354
Email: ldkkochi@ldkpump.com

Secunderabad Branch
Mob. 9441301031, **Tel:** 040-27540093, Fax: 040-27540093
Email: ldksecundrabad@ldkpump.com

Pune Branch
Mob. 8767137994/7028826897
Email: ldkpune@ldkpump.com

www.graphigrow.com

Note: In the view of continuous improvements, the product is subject to continuous change and may differ from the specifications given.

F/MKT/05. Rev. 04. Dated - 24.03.24

Manufactured by:
Laxmi Pumps Pvt. Ltd.
A-10, MIDC, Gokul Shirgaon,
Kolhapur - 416 234 MH (India)

Email: sales@laxmipumps.com
www.laxmipumps.com

ENERGY SAVINGS GUIDE | ENERGY IS LIFE CONSERVE IT | IS 8034 CM/L 2288058